



HP STANDARD MDR104015HP

Medline's high-pressure standard overbed table for nursing home and acute care. Superior moisture-resistance contributes to the longevity of the product.

Top

15"W x 30"L, 3/8" thick wood grain high-pressure laminate with flush mounted T-mold edge.

Base

U-base with 24" open space between legs. Provides more space for use with chair/wheelchair.

Height

Infinite height adjustment between 28"-45".

Weight capacity

50 lb. weight capacity, evenly distributed.

Frame

Chrome-plated column and base.

Casters

1 1/2" twin wheel casters.



Order the MDR104015HP and specify your color choice from the finishes on the right. Add a "V" to the end of the item number for the vanity (vanity is shown on back page).

LOW BED MDR104005

This overbed table is the perfect companion for activities involving Hemi, Super-Hemi, Pediatric height wheelchairs and low beds.

Top

15"W x 30"L, 3/8" thick wood grain melamine laminate top with flush mounted T-mold edge. Resists damage from boiling water, food acids, ink spills, and alcohol.

Base

U-base with 24" open area between the legs. U base provides more space for use with chair/wheelchair.

Height

Infinite height adjustment between 20"-28". Automatic spring lift mechanism. Table top can be raised with the slightest upward pressure, and lowered with a touch of the convenient trip lever.

Weight capacity

50 lb. weight capacity, evenly distributed.

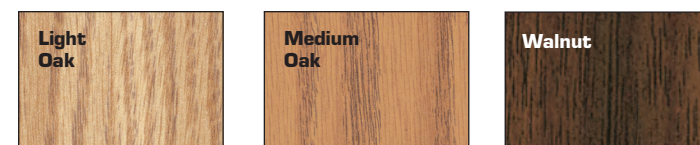
Frame

Chrome-plated column and base.

Casters

1 1/2" twin wheel casters.

Order the MDR104005 and specify your color choice from the finishes on the left. Add a "V" to the end of the item number for the vanity (Vanity is shown on back page).



RAISED EDGE

High style, nursing home overbed table with spill protection lip.

Top

15"W x 30"L, 3/8" thick veneer table top with 3/8" spill protection lip. Protects clothes and bedspreads from accidental spills. 1/2" bullnose edgemold provides superior protection from chipping and cracking.

Base

H-Base with 24" open space between legs.

Height

Infinite height adjustment between 28"- 45". Automatic spring lift mechanism. Table top can be raised with the slightest upward pressure, and lowered with a touch of the convenient trip lever.

Weight capacity

50 lb. weight capacity, evenly distributed.

Frame

Opal powder-coated frame complements room décor and provides a residential atmosphere.

Casters

2" twin wheel casters.

To order, use the item number above the finish you desire. Add a "V" to the end of the item number for the vanity (vanity is shown on back page).



Order the MDR104770 for a walnut finish, otherwise order the MDR104772 and specify your color choice from the finishes on the right. Add a "V" to the end of the item number for the vanity (vanity is shown on back page).

Color options have been reproduced as faithfully as printing processes allow.



DELUXE MDR104670

Acute care overbed table with heavy-duty frame and larger table top.

Top

18"W x 32"L, 3/8" thick. Wood grain high pressure laminate with flush mounted T-mold edge.

Base

U-base with 28" open space between legs. Heavy duty, extra-wide U- base provides more space for use with chair/wheelchair.

Height

30"- 45" height range, adjustable in 15-1" increments. Automatic spring lift mechanism. Table top can be raised with the slightest upward pressure, and lowered with a touch of the convenient trip lever.

Weight capacity

100 lb. weight capacity, evenly distributed.

Frame

Chrome-plated column and base.

Casters

2" twin wheel casters.

Warranty

1 year warranty.

Order the MDR104675 for a walnut finish, otherwise order the MDR104670 and specify your color choice from the finishes on the right. Add a "V" to the end of the item number for a vanity (vanity is shown on back page).



GAS CYLINDER MDR104772

Medline's acute care overbed table with gas cylinder for smoother and quieter height adjustment.

Top

18"W x 32"L, 3/8" thick wood grain high pressure laminate with flush mounted T-mold edge.

Base

U-base with 28" open space between legs. Provides more space for use with chair/wheelchair.

Height

Infinite height adjustment between 30"- 45". Table top can be raised with the slightest upward pressure, and lowered with a touch of the convenient trip lever.

Weight capacity

100 lb. weight capacity, evenly distributed.

Frame

Opal powder-coated steel base.

Casters

2" twin wheel casters.

Warranty 1 year warranty.



STANDARD

Economy overbed table.

Ordering Guide

MDS104015- Walnut (3/8" thick table top)

MDR104115- Specify Light Oak or Medium Oak.

MDR104015V- Specify Walnut, Light Oak or Medium Oak.

Includes vanity (vanity is shown on back page).

Top

15"W x 30"L, 3/8" thick. Wood grain melamine laminate with flush mounted T-mold edge. Resists damage from boiling water, food acids, ink spills, and alcohol.

Base

Standard U-base with 24" open space between the legs. Provides for easy use with chair and allows for better access to the table for the seated resident.

Height

28"- 45" infinite height adjustment. Automatic spring lift mechanism allows for easy and safe height adjustment.

Weight capacity

50 lb. weight capacity, evenly distributed.

Frame

Chrome-plated 16 and 17 gauge welded tubular steel column and base.

Casters

1 1/2" twin wheel casters allow for easy maneuverability over carpet, tile and linoleum.





SUPREME OVERBED TABLE
MDR104928

Top
Molded urethane edge top provides spill protection, minimizing linen and garment changes.

High pressure laminate top provides resistance to scratching, chipping and stains.

Top surface is 18" x 32".

Ordering Guide
To order the MDR104928 specify your choice from the finishes. Please specify your choice of base (U-base or H-base). Add a "V" to the end of the item number for a vanity.



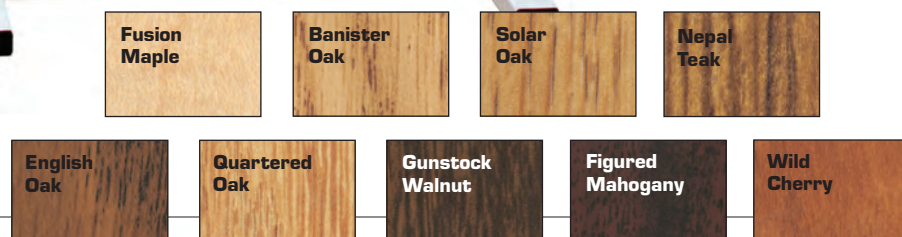
Height
Automatic gas cylinder lift mechanism adjust height from 27" - 42" smoothly and quietly

Base
Available in heavy-duty U-base or H (shown) style base available

Cup Holders
Dual cup holders accommodate most commonly used beverage containers. Flexible tabs grip the cup preventing spills. Easily removable for cleaning.

Handles
Dual handles provides easy maneuverability.

Weight
100 lb. Weight capacity, evenly distributed.



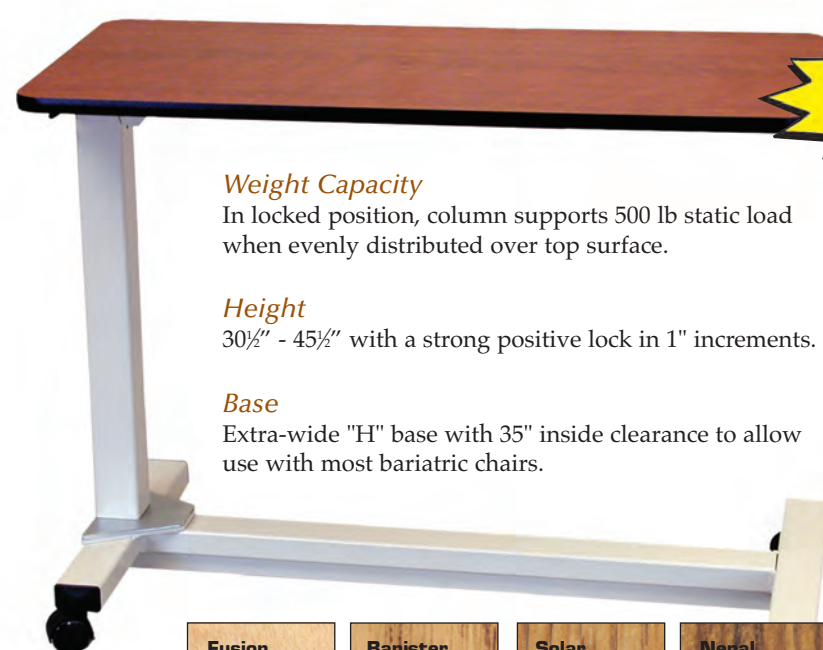
BARIATRIC
MDR104700

Top
18" x 40" top reaches beyond the middle of the bariatric bed

Frame
Structurally reinforced tubular steel frame. Opal powder coated base and column.

Casters
2" twin wheel casters provide smooth maneuvering.

Ordering Guide
To order the MDR104700 specify your choice from the finishes. Add a "V" to the end of the item number for a vanity.



Weight Capacity
In locked position, column supports 500 lb static load when evenly distributed over top surface.

Height
30 1/2" - 45 1/2" with a strong positive lock in 1" increments.

Base
Extra-wide "H" base with 35" inside clearance to allow use with most bariatric chairs.



Color options have been reproduced as faithfully as printing processes allow.

SPLIT-TOP OVERBED TABLES



Height
Automatic gas cylinder lift mechanism adjust height from 30" - 45" smoothly and quietly

Storage
Small recessed area for small items like pens.

Casters
2" twin wheel casters provide smooth maneuvering in small areas as well as clearance under low bed frames.

Ordering Guide
To order, use the item number and specify the top finish and edge color. Add a "V" to the end of the item number for a vanity.

Top
Molded urethane edge top provides spill protection, minimizing linen and garment changes.

High pressure laminate top provides resistance to scratching, chipping and stains.

When the split-top table is activated, the 18" x 32" upper table slides either forward or back allowing the 17 1/2" x 26 1/2" lower table to move into the opposite position.



Optional Vanity
Non-breakable acrylic mirror with rounded corners for easy cleaning.

Frame
Base & columns are powder-coated 11 and 12 gauge welded tubular steel.

Cup Holders
Flexible cup holders provide stable containment for drinks. Easily removable for cleaning.

Handles
Dual handles provides easy maneuverability.

Weight
100 lb. Weight capacity, evenly distributed.

Base
Heavy-duty U-base designed with 28" clearance provides proper space for positioning of wheelchairs and various seating systems.

Urethane Colors



Laminate Finish Options



©2006 Medline Industries, Inc. One Medline Place, Mundelein, IL 60060 Medline is a registered trademark of Medline Industries, Inc. MKT206211/BIN090/5M/ZPN/2

Overbed Tables
A Wide Selection of Overbed Tables to Fit Your Needs

