

Medline Comfort Cushion (E2601)

The Medline Comfort Cushion adds comfort and support to any wheelchair. The 3" soft foam cushion helps reduce pressure points and is perfect for the user that has low to moderate risk of skin breakdown. Features a fluid-proof, easy-to-clean cover.




5-Year Warranty

Item #	Dimensions
MSCCOMF1616	16"x16"x3"
MSCCOMF1618	16"x18"x3"
MSCCOMF1816	18"x16"x3"
MSCCOMF1818	18"x18"x3"
MSCCOMF2016	20"x16"x3"
MSCCOMF2018	20"x18"x3"
Larger sizes (E2602)	
MSCCOMF2218	22"x18"x3"
MSCCOMF2418	24"x18"x3"

Medline Gel/Foam Wheelchair Cushion (E2601)

The Medline Gel/Foam Cushion is designed for both comfort and function. It utilizes a gel pack placed between two layers of resilient foam to stabilize wheelchair patients while reducing pressure.



5-Year Warranty

Item #	Dimensions
MSC263101	16"x16"x3"
MSC263104	17"x17"x3"
MSC2631816	18"x16"x3"
MSC2631818	18"x18"x3"
MSC2632016	20"x16"x3"
MSC2632018	20"x18"x3"
Larger sizes (E2602)	
MSC26322184	22"x18"x4"
MSC26324184	24"x18"x4"

Medline Contour Basic Cushion (E2601)

The Medline Contour Basic Cushion is a single density foam cushion that has a contour design and aligns hips and legs while reducing pressure. The shearX all way stretch cover reduces skin shear and is antimicrobial and fluid proof. This cushion works with a sling or pan-style chair.



5-Year Warranty

Item #	Dimensions
MSCCB1616	16"x16"
MSCCB1618	16"x18"
MSCCB1816	18"x16"
MSCCB1818	18"x18"
MSCCB2016	20"x16"
MSCCB2018	20"x18"
Larger sizes (E2602)	
MSCCB2218	22"x18"
MSCCB2418	24"x18"

Medline Back Cushion (E2611)

The Medline Back Cushion is a comfortable support cushion that fits in front of a standard wheelchair back, eliminating the hammock effect of a sling back. Two layers of high density foam provide support for the entire back. The shearX all-way stretch cover reduces skin shear and is fluid-proof. Straps onto the wheelchair and is easy to remove.



Item # Dimensions

Back cushion with Lumbar Support

MSCBL16 16" Wheelchair
 MSCBL18 18" Wheelchair
 MSCBL20 20" Wheelchair

Back cushion without Lumbar Support

MSCB16 16" Wheelchair
 MSCB18 18" Wheelchair
 MSCB20 20" Wheelchair

Medline 10° Reclining Back Cushion (E2611)

The Medline 10° Reclining Back Cushion is a replacement for the standard sling back wheelchair. This cushion creates a fixed 10° angle of recline. Two layers of high density foam have a built-in rigid insert for optimum support. ShearX all-way stretch cover reduces skin shear and is antimicrobial and fluid-proof.



Item # Dimensions

MSCBR16 16" Wheelchair
 MSCBR18 18" Wheelchair
 MSCBR20 20" Wheelchair

Medline Accessories

The Molded Arm

The Molded Arm provides an ergonomically designed, cost-effective solution for users with arm issues. In addition to stabilizing the elbow, it features a convex palm area for user comfort as well as a gentle rise in elevation from elbow to fingertips to prevent edema. Lightweight Interlock bracket system locks down to either 3/4" or 7/8" tubing using a 2-bolt connection.

Item # Dimensions
 MSCMLDARML Left Side
 MSCMLDARMR Right Side



Flip-Up Half Lap Tray

The Flip-Up Half Lap Tray is our solution for those users who need a non-contoured tray that can be easily moved. The unique design allows the tray to be flipped up, making quick transfers possible. This easy-to-clean, comfortable lap tray is compatible with any wheelchair. Lightweight Interlock bracket system locks down to either 3/4" or 7/8" tubing using a 2-bolt connection.

Item # Dimensions
 MSCMLAPTRYL Left Tray
 MSCMLAPTRYR Right Tray



Single Foot

The Single Foot controls and protects one foot and leg while allowing the patient to propel the other foot. It easily rotates away with leg rest for resident transfer. Rear cutout reduces skin breakdown on the heel. Choose bolt-on or clamp-on connection.

Item # Dimensions
 MDTSFC Clamp-on Foot Support
 MDTSFB Bolt-on Foot Support



1-800-MEDLINE www.medline.com

©2006 Medline Industries, Inc. One Medline Place, Mundelein, IL 60060
 Medline is a registered trademark of Medline Industries, Inc.

MKT206111/LIT459/25M/###6



Medline Wheelchair Cushions & Accessories. . . Exclusively for the **HME Dealer**





The world's leading supplier of wheelchairs is proud to introduce a full line of wheelchair cushions and accessories!

Why Medline for your seating needs?

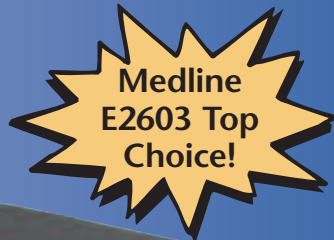
- Medline manufactures a complete line of cushions that have Medicare reimbursement coding.
- As a manufacturer, Medline is able to provide aggressive pricing on a full line of seating products.
- Medline cushions are made of the highest quality materials, allowing us to carry some of the longest warranties available.
- Medline supplements their Medline brand products with options from other leading manufacturers, giving you one of the largest selections anywhere.

Setting a new standard in seating products



Medline Visco Cushion (E2603)

The Medline Visco Cushion utilizes state-of-the-art visco elastic memory foam that cradles the patient's bony prominences to redistribute pressure. This pressure reducing cushion has a bottom layer of open cell foam to add additional support and comfort. Anti-shear cover is easy to clean and is fluid-proof.



5-Year Warranty

Item #	Dimensions
MSCVC1616	16"x16"x3"
MSCVC1618	16"x18"x3"
MSCVC1816	18"x16"x3"
MSCVC1818	18"x18"x3"
MSCVC2016	20"x16"x3"
MSCVC2018	20"x18"x3"
Larger sizes (E2604)	
MSCVC2218	22"x18"x3"
MSCVC2418	24"x18"x3"

Skin Protection Wheelchair Cushion, Adjustable HCPCS Code K0734

Medline Positioning Equalization Pad (PEP) (K0734)

The Positioning Equalization Pad has a proven design that provides maximum pressure relief by utilizing interconnected air cells that adjust to the contours of the body. Adjustable air pressure (pump included) provides customized seating based on the individual needs of the user. The product's low surface tension reduces skin shear. Includes a fluid-proof, easy-to-clean, anti-shear cover. 18-month warranty.



Item #	Dimensions
MSCCELL1616L	16"x16"x2" Low
MSCCELL1816L	18"x16"x2" Low
MSCCELL1616H	16"x16"x4" High
MSCCELL1816H	18"x16"x4" High

Star Air Cell Cushion (K0734)

This therapeutic cushion provides the ultimate care to fragile tissue. Individual cells adjust to the body's contour flexing in multiple directions and decreasing body weight per unit area of the cushion. The decreased pressure allows an increased supply of blood necessary for healthy tissue maintenance and repair. Made of flame-retardant latex-free neoprene rubber, the cushion comes with a washable all-way stretch cover and hand pump for inflation. 2-year warranty.



Item #	Dimensions
MSC1S1515L	16"x16"x2" Low
MSC1S1517L	16"x18"x2" Low
MSC1S1715L	18"x16"x2" Low
MSC1S1717L	18"x18"x2" Low
MSC1S1917L	20"x18"x2" Low
MSC1S1919L	20"x20"x2" Low
MSC1S1515	16"x16"x4" High
MSC1S1517	16"x18"x4" High
MSC1S1715	18"x16"x4" High
MSC1S1717	18"x18"x4" High
MSC1S1917	20"x18"x4" High
MSC1S1919	20"x20"x4" High

Medline Contour Plus (E2607)

The Contour Plus is a skin protection and positioning cushion. The contoured abductors and adductors position the legs and hips in an anatomically correct position. The high resiliency foam cushion features a segmented gel insert and waterfall front that help to redistribute weight and relieve pressure. The incontinent proof polyX cover has four way stretch for better performance and is easy to clean.



Item #	Description
MSCCONPL1616	16"x16"
MSCCONPL1618	16"x18"
MSCCONPL1816	18"x16"
MSCCONPL1818	18"x18"
MSCCONPL2016	20"x16"
MSCCONPL2018	20"x18"
Larger sizes (E2608)	
MSCCONPL2218	22"x18"
MSCCONPL2418	24"x18"

Roho Quadtro Select (K0736)


The Roho Quadtro Select is an adjustable skin protection and positioning wheelchair cushion. The revolutionary ISOFLO® Memory Control offers shape fitting capabilities while the user is seated, allowing quick and easy on-demand adjustment to maximize function. With the built-in stability and simplicity of the Quadtro Select Cushion, no longer will you have to sacrifice maximum skin protection to get stability, positioning or convenience. 3-year warranty.



Item #	Dimensions
MSCQS99LPC	16"x16" Low
MSCQS109LPC	18"x16" Low
MSCQS1010LPC	18"x18" Low
MSCQS1011LPC	18"x20" Low
MSCQS1111LPC	20"x20" Low
<hr/>	
MSCQS99C	16"x16" High
MSCQS109C	18"x16" High
MSCQS1010C	18"x18" High
MSCQS1011C	18"x20" High
MSCQS1111C	20"x20" High

The Star Air Cell Dual Control Cushion (K0736)

The Star Air Cell Dual Control Cushion is a skin protection and positioning wheelchair cushion. This cushion offers pressure relief by evenly distributing the patient's weight on individual air cells made of neoprene rubber. Each individual air cell adjusts to the patient's weight as it properly positions the patient. 2-year warranty.



Item #	Dimensions
MSC1S1515LD	16"x16"x2" Low
MSC1S1517LD	16"x18"x2" Low
MSC1S1715LD	18"x16"x2" Low
MSC1S1717LD	18"x18"x2" Low
MSC1S1917LD	20"x18"x2" Low
MSC1S1919LD	20"x20"x2" Low
<hr/>	
MSC1S1515D	16"x16"x4" High
MSC1S1517D	16"x18"x4" High
MSC1S1715D	18"x16"x4" High
MSC1S1717D	18"x18"x4" High
MSC1S1917D	20"x18"x4" High
MSC1S1919D	20"x20"x4" High