



# Patient Lifts

## WHAT'S SO GOOD ABOUT OUR LIFTS? EVERYTHING.

Strong, reliable, easy to operate and backed by a 3-year warranty.

Medline is pleased to introduce a whole new line of patient lifting equipment, including stand assists, elevating lifts, and comfortable patient slings. We know how important it is for you to keep your employees safe, and at the same time provide safe patient care. Medline has the lifting products and our Safe 'n Easy Patient Lifting Program to help you address these concerns.



### QUICK FACTS

- Stand assists available in 400# and 600# versions.
- Elevating lifts available in both hydraulic and electric versions (400#, 600#).
- Base legs on electric lifts spread with a reliable, easy-to-operate foot pedal.
- Low-profile (4.7") base legs easily move under beds and other furniture.
- Powerful 24V batteries provide 80-100 patient lifts on a single charge.
- Controls are easy-to-operate, and common between lifts.
- 6-point sling cradles provide flexibility for maximum comfort and safety.
- Slings are made of soft, easy-to-clean, long-lasting polyester material.
- Emergency switches on elevating lifts to lower patients.

### Safe 'n Easy Lifting Program


Our program is evidence-based, reflecting the best thinking and practices in patient lifting. This includes, for example, work accomplished by the 2001 Technical Advisory Group (a collaboration of the VHA Public Health and Environmental Hazards, the Patient Safety Center Inquiry, and the Healthcare Analysis and Information Group, as well as the 2005 National Task Force (representatives from the American Association of Rehabilitation Nurses, the American Physical Therapy Association, and the Veterans Administration).



**Implementation Plan**  
Manage implementation of your formal lifting program through an easy-to-use checklist. You can designate who is responsible and stay on track.



**Customizable Lift Policy**  
Ensure you have a thorough policy on record, covering all aspects of your lift program. Responsibilities, equipment requirements, and maintenance procedures are all covered in this customizable policy.



**Assessment Tools**  
Assess your incoming patients to ensure you have the proper lifting protocols in place. Consider all physical and cognitive factors to ensure you make the right decision – maximizing patient care and employee safety.



**Inservicing Video**  
Train your employees in the proper operation and maintenance of patient lifting equipment. This short DVD reviews all the basic moves to ensure your employees are competent in moving and repositioning patients.



**Expert Phone Support**  
Our lifting specialists can help you with your questions and guide you step-by-step in implementing a complete patient lifting program.



Hydraulic 400lb Lift MDS88200D



400lb Electric Elevating Lift MDS400EL

600lb Electric Elevating Lift MDS600EL



Scale for Hydraulic and Electric Elevating Lifts MDSESCALE



400lb Electric Stand Assist MDS400SA

600lb Electric Stand Assist MDS600SA

### Technical Specifications

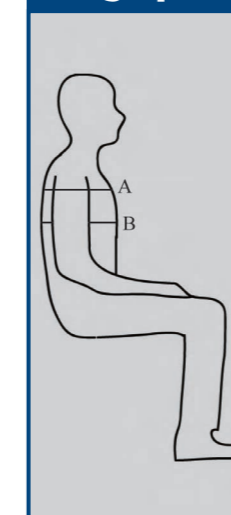
	400lb Stand Assist MDS400SA	600lb Stand Assist MDS600SA	400lb Hydraulic Elevating Lift MDS88200D	400lb Electric Elevating Lift MDS400EL	600lb Electric Elevating Lift MDS600EL
Weight Capacity	400 lbs	600 lbs	400 lbs	400 lbs	600 lbs
Finish	White Powder Coat Paint	White Powder Coat Paint	Chrome	White Powder Coat Paint	White Powder Coat Paint
Cradle Type	6 Point	6 Point	6 Point	6 Point	6 Point
Battery Voltage	24V DC	24V DC	N/A	24V DC	24V DC
Average Lifts/Charge	80-100	80-100	N/A	80-100	80-100
Base Spreader Type	Foot Pedal	Foot Pedal	Arm Lever	Foot Pedal	Foot Pedal
Overall Ht. Of Base	4.5"	4.5"	5.5"	4.5"	6"
Outside Width of Base (open/closed)	37"/26.5"	37"/26.5"	31.5"/26"	38"/26.5"	43"/26"
Inside Width of Base (open/closed)	32.5"/22"	32.5"/22"	28.5"/23"	33.5"/22"	38"/21.5"
Overall Length	40"	40"	42"	41"	50"
Can Lift from Floor?	---	---	Yes	Yes	Yes
Overall Lift Height	N/A	N/A	73"	65"	71"
Total Unit Weight	117 lbs	122 lbs	85 lbs	115 lbs	137 lbs
Includes Sling?	No	No	Yes	No	No
Includes Scale?	N/A	N/A	No (optional)	No (optional)	No (optional)
Includes Charger Bag?	Yes	Yes	N/A	Yes	Yes
Warranty	3 Years on all models				

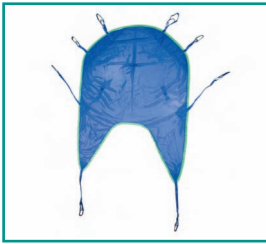
### How to Determine Sling Size

1. Measure dimensions A and B
2. Weigh patient
3. Review chart below for the appropriate sling size.

### Sling Specifications

	Small	Medium	Large	Bariatric
A - Diameter in inches around the shoulders				
U-Shaped Universal Slings	28"-45"	37"-57"	47"-67"	57"-80"
B - Diameter in inches around the chest				
Toileting Slings	26"-42"	30"-48"	38"-60"	58"-73"
Stand Assist Slings	28"-42"	30"-48"	36"-60"	50"-79"
Body Weight in pounds				
Full-Body Slings	N/A	100-180 lbs.	160-280 lbs.	200-600 lbs.
Above dimensions are guidelines and may vary by user				





Item No.	Description	Pkg
<b>U-Shaped Universal Mesh Slings</b>		
MDSM2	400lb Medium	1 ea.
MDSM3	400lb Large	1 ea.

Item No.	Description	Pkg
<b>U-Shaped Universal Mesh Slings with Head Support</b>		
MDSMHS1	400lb Small	1 ea.
MDSMHS2	400lb Medium	1 ea.
MDSMHS3	400lb Large	1 ea.

Item No.	Description	Pkg
<b>U-Shaped Universal Padded Fabric Slings</b>		
MDSP2	400lb Medium	1 ea.
MDSP3	400lb Large	1 ea.
MDSP4	600lb Bariatric	1 ea.

Item No.	Description	Pkg
<b>U-Shaped Universal Padded Fabric Slings with Head Support</b>		
MDSPHS1	400lb Small	1 ea.
MDSPHS2	400lb Medium	1 ea.
MDSPHS3	400lb Large	1 ea.
MDSPHS4	600lb Bariatric	1 ea.



Item No.	Description	Pkg
<b>Padded Toileting Slings (use with Stand Assist or Elevating Floor Lift)</b>		
MDSTO1	400lb Small	1 ea.
MDSTO2	400lb Medium	1 ea.
MDSTO3	400lb Large	1 ea.
MDSTO4	600lb Bariatric	1 ea.



Item No.	Description	Pkg
<b>Stand Assist Padded Slings</b>		
MDSSA1	400lb Small	1 ea.
MDSSA2	400lb Medium	1 ea.
MDSSA3	400lb Large	1 ea.
MDSSA4	600lb Bariatric	1 ea.



Item No.	Description	Pkg
<b>Stand Assist Buttock Straps (use with Stand Assist Padded Sling)</b>		
MDSBSS	400lb Standard	1 ea.
MDSBSB	600lb Bariatric	1 ea.




**Item No. Description Pkg**  
**Disposable Slings can be used multiple times until showing signs of wear, but should not be laundered.**

Item No.	Description	Pkg
<b>Disposable Slings</b>		
MDS2	600lb Medium	10 pkg.
MDS3	600lb Large	10 pkg.



Item No.	Description	Pkg
<b>Disposable Slings with Head Support</b>		
MDS2HS1	600lb Small	10 pkg.
MDS2HS2	600lb Medium	10 pkg.
MDS2HS3	600lb Large	10 pkg.
MDS2HS4	600lb X-Large	10 pkg.



Item No.	Description	Pkg
<b>Full Body Mesh Slings</b>		
MDSR110	450lb Medium	1 ea.
MDSR111	450lb Large	1 ea.
MDSR140	600lb XX-Large	1 ea.

Item No.	Description	Pkg
<b>Full Body Solid Fabric Slings</b>		
MDSR112	450lb Medium	1 ea.
MDSR113	450lb Large	1 ea.
MDSR117	450lb X-Large	1 ea.



Item No.	Description	Pkg
<b>Full Body Mesh Slings with Commode Opening</b>		
MDSR114	450lb Medium	1 ea.
MDSR115	450lb Large	1 ea.
MDSR116	450lb X-Large	1 ea.
MDSR141	600lb XX-Large	1 ea.

All slings have a 1-year warranty



# Patient Lifting

**FREE**  
 Safe 'n Easy  
 Patient Lifting Program  
 with purchase of any lift.

