

Accessories Continued

Overbed Tables



MDS107015

Composite-Top

- Easy to keep clean.
- Impervious to moisture.
- Won't crack or peel like wood tables.
- One-hand adjustable from 30" to 47"
- 30" x 15" molded composite top.
- Two locking and two non-locking casters.
- Durable, chrome base.
- Holds up to 50 lbs.



MDS104015

Laminate-Top

- 30" x 15" top with walnut wood grain melamine laminate with a T-mold edge.
- Automatic spring lift mechanism adjusts height from 28" to 45".
- Two locking and two non-locking casters.
- Chrome-plated column and base.
- Holds up to 50 lbs.



MDS104950

Laminate Tilt-Top

- Three-position tilt with squeeze of the handle.
- 30" x 15" top with walnut wood grain melamine laminate with a T-mold edge. Raised edge to hold books and papers in place.
- Height adjustable from 28" to 45".
- Separate tilt and raise/lower handles allow for safe and independent operation of table functions.
- Holds up to 50 lbs.


Description	Pkg.	Item #
Composite-Top, Overbed Table	Each	MDS107015
Walnut Laminate Overbed Table	Each	MDS104015
Walnut Tilt-Top Laminate Overbed Table	Each	MDS104950

Bed Accessories


Description	Item #
4" Bed Extension Kit No tools needed for assembly. Compatible with most major manufacturers. Retains 450 lb. capacity (on Medline Beds). Increases bed length from 80" to 84".	MDR630EXT NEW!
Cart for transporting and storing beds	MDSBEDCART
Head and foot board, low bed accessory kit (Range 9.5" to 20").	MDSLWBED NEW!



MDR630EXT



MDSBEDCART



MDSLWBED Kit



**BED CARTS
MAKE IT EASY!**



MedLite Beds



**Lighter,
Easier,
Stronger,
Safer.**



**Order Today! Call Your Medline Sales Representative
or 1-800-Medline (1-800-633-5463)**

©2007 Medline Industries, Inc. One Medline Place, Mundelein, IL 60060
Medline is a registered trademark of Medline Industries, Inc.

MKT207171/LIT158/5M/ZPN



MedLite Beds and Accessories

Our Beds are Lighter

- Total semi-electric bed weighs only 137 lbs.
- Smooth-rolling, 3" casters make bed easy to move. Two casters have top-activated brakes to lock in place.
- Optional bed cart is available, and makes storage and transport of the bed a breeze. (MDSBEDCART)

Easier


- Electronics can be washed down with standard water pressure. (No high pressure washers).
- Plastic end panels are easy to wipe down and keep clean.
- Bed can be easily transported without removal of motors.

Stronger

- 450 lb. weight capacity.
- Extra steel plate welded to middle of frame.
- Plastic end panels resist breakage.
- Heavy-duty remote resists breakage and moisture.
- Extended three-year warranty on all electrical and mechanical parts. (Lifetime warranty on frame).
- Frame is painted with three coats of enamel and clear-coated to provide a strong finish that is chip and scratch resistant.

Safer

- Quiet DC Motors keep patients and caregivers safe with a low voltage system.
- Headspring supports moved out of way to resist pinching and injuries.
- Foot assembly hinges placed inside frame to significantly reduce chance of pinching.



Specifications

Dimensions: Length x Width	Spring Deck Width	Spring Deck Height	Section Adjust Head Knee
89" x 35-1/4"	34-1/2"	14-1/2" to 22-1/2"	75° 30°

Bed Frames

Description	Item #	Wt. (lbs.)
Semi-Electric, Two Motor, One-Crank Bed	MDR107002L NEW!	137
Full Electric, Three Motor Bed	MDR107003L NEW!	141
Heavy-Duty Manual, Three Crank Bed (500# Capacity)	MDR107000P	145

Our mattresses are thicker, our bed rails more stable, and best of all — we back our beds with an extended 3-year warranty!

Mattresses

Comfortable Mattresses Constructed with Durable 8 oz. Vinyl and Antimicrobial Ticking

Description	Dimensions	Wt. Capacity	Pkg.	Item #
7" Innerspring Mattress	36"x 80"x 7"	250 lbs.	Each	MDR237827
6" Standard Foam Mattress	36"x 80"x 6"	350 lbs.	Each	MDR230981


Note: Our mattresses meet the new CFR 1633 flammability standards.



Bed Rails

Safety Siderails and Halfrails Require No Tools for Mounting

- Space between bars is under 3".
- Meets regulations requiring less than 4" spacing between bars.
- MDS89694 adjusts in length from 48" to 72".
- Fits most split-spring beds.
- No tools necessary for mounting.



Telescoping, 3-Bar Siderail is Spring-loaded for Quick Installation and Removal

- Constructed of chrome-plated, carbon steel for strength and durability.
- Accommodates beds ranging in width from 30" to 37".
- MDS89690 adjusts in length from 51" to 75".
- Siderails are 41" long when mounted on bed.
- Spring-loaded crossbars are quick to install and remove.



Description	Item #	Pkg.
Full Rail	MDS89694	Pair
Half Rail	MDS89697	Pair
Telescoping 3-Bar Siderail	MDS89690	Pair

Note: Patient entrapment from the use of bed siderails may result in serious injury or death. Use only with coherent patients capable of avoiding entrapment. For at risk patients, use only with appropriate bed siderail protective barriers. Bed siderails are not restraining devices. If restraint is essential, use only proper protective restraints. Monitor patient frequently.

