



EXCEL

Wheelchairs



Built Stronger to Last Longer



At Medline, we are committed to building wheelchairs that last a long time. A wheelchair is an investment. And, there is no sense in throwing your money away on chairs that are going to require constant maintenance and attention. We want your patients to be safe and comfortable, and our wheelchairs are designed with that purpose in mind.



Table of Contents

Medline Quality 3

Programs 4

Mobility Cases 5

Wheelchairs

 Excel 3000 6-7

 Excel 2000 8

 Excel Narrow 9

 Excel K1 Basic 10

 Excel K4 11

 Excel K4 Basic 12

 Excel K3 13

 Excel Extra-Wide 14

 Excel Shuttle 15

 Excel Superlight Freedom Transport Chair 16

 Excel Freedom Plus Bariatric Transport Chair 17

 Excel Transport 18

 Excel Deluxe Aluminum Transport 19

 Excel Aluminum Transport 20

 Excel KIDZ 21

 Excel Recliner 22

Wheelchair Cushions

 Choosing the Right Cushion 23

 Advanced Pressure Redistribution 24

 Moderate Pressure Redistribution 25

 Basic Pressure Redistribution 26

Wheelchair Accessories 27

Excel Specifications 28-29

DME Products 30-31

Excel Accessories Back Cover

Medline Quality. We Build 'em Better.

Competitors (Problems)

Medline (Solutions)




Elevated leg rest supports wear and rust, resulting in leg rests slipping out of position over time. (Worn competitive chair shown.)



Notched, stainless steel ratchet bars on elevated leg rests will not fall down and are resistant to rust.



Thin coatings of chrome plating results in greater rusting of frame and components over time. (Rusted competitive chair shown.)



Double coating of chrome plating and powder coating on frame and components gives maximum protection against rusting.



Plastic seat cradles and armlocks break easily. (Broken competitive seat cradles shown.)



Aluminum seat cradles and armlocks stay strong and sturdy resisting any breakage.



Cheap bronze welds do not hold up well over time and under heavy loads. (Bent competitive armrest shown.)




Tig welding throughout the frame means our frames are stronger and will last longer; and provides **(300# capacity on most Medline chairs vs. 250# competitors)**.




Upholstery screws strip out over time, since the screws are inserted into hollow frame tubes. (Stripped out competitive chair shown.)



Brass threaded inserts used to fasten down upholstery, ensure that no stripping occurs over time.




Wheel locks easily loosen up over time, because the locks are mounted on slippery frame tubes. (Loose competitive lock shown.)




Knurled tubing under wheel locks ensures locks stay in position and do not loosen up.




Sagging and uncomfortable upholstery results in less comfort for patient. (Sagging competitive upholstery shown.)




Higher-density, thicker foam in upholstery with stronger seams and extra plastic layer bonded to vinyl, results in greater comfort and less stretching over time.



Uncomfortable, hard-to-grip handles on wheel locks, legrests, and flip-back arms. (Uncomfortable competitive lock handle shown.)




Comfortable, easy-to-grip handles on wheel locks are perfect for patients with limited dexterity.



Plastic arm locks break, and are hard to operate. (Cheap plastic competitive parts shown.)



Aluminum arm lock cradles and comfortable, flip-back levers are easy to operate and long-lasting for patients with limited dexterity.



Inconsistent product quality means you can't always rely on getting defect-free products. (Wrinkled arm pad on competitive chair shown.)



Consistent product quality, as a result of Medline's application of Six Sigma quality techniques.

WARNING:
This chair contains latex, which may lead to allergic reactions

Many chairs contain latex, resulting in risks to both patients and caregivers.



Most chairs are latex-free, and properly labeled so patients and caregivers are assured of no dangerous latex allergic reactions.



Medline Quality Assurance

We are committed to delivering outstanding customer value, by providing quality health care products and services which consistently meet the needs of our customers, both internal and external. We are committed to continuous improvement of our products, our services, our business processes and our business relationships. We will accomplish these objectives by creating and maintaining a quality-focused environment, while deploying our Total Quality approach with our valued customers, employees and community.

Medline's Guarantee

We guarantee everything we sell. Should you have a problem with a Medline product, call us. We will take care of the problem right away, either by cheerfully and promptly exchanging the product or by crediting your account.

Medline Programs

Wheelchair Assessment Program

If your wheelchairs need replacing, ask your Medline Sales Representative for a FREE copy of our Wheelchair Assessment Program.

The form is titled "Wheelchair Assessment Checklist" and contains a table with columns for Facility Name, Facility, Insurance, Wheelchair ID, Serial Number, and Comments. It also includes a list of checkboxes for various wheelchair features such as "Adjustable Backrest", "Adjustable Seat", "Adjustable Footrests", "Adjustable Armrests", "Adjustable Handrims", "Adjustable Casters", "Adjustable Tires", "Adjustable Swivel Casters", "Adjustable Locking Casters", "Adjustable Brake", "Adjustable Drive Wheel", "Adjustable Drive Axle", "Adjustable Drive Shaft", "Adjustable Drive Gear", "Adjustable Drive Belt", "Adjustable Drive Pulley", "Adjustable Drive Roller", "Adjustable Drive Sprocket", "Adjustable Drive Chain", "Adjustable Drive Link", "Adjustable Drive Pin", "Adjustable Drive Bush", "Adjustable Drive Spacer", "Adjustable Drive Nut", "Adjustable Drive Washer", "Adjustable Drive Seal", "Adjustable Drive O-ring", "Adjustable Drive Gasket", "Adjustable Drive Pad", "Adjustable Drive Sleeve", "Adjustable Drive Collar", "Adjustable Drive Flange", "Adjustable Drive Bracket", "Adjustable Drive Mount", "Adjustable Drive Bracket", "Adjustable Drive Mount", "Adjustable Drive Bracket", "Adjustable Drive Mount".

Our Factory Direct Program offers:

Lower Prices!

- Save 10-15% off everyday prices when you order a full or half container direct from our factory
- Any mix of DME products – wheelchairs, walking aids, bath safety, homecare beds, and much more!

3 Months to Pay!

- No payments for 3 months after you receive the container

FREE Private Labeling!

- FREE 4-color custom labeling of your company logo on the backs of all wheelchairs you order.



Example of custom labeling

Mobility Cases from Medline and Case Logic



Backpack for Powerchairs & Scooters
WCAPBW1 (20"-24" Seats)
WCAPBS1 (16"-18" Seats)



Backpack for Back of Wheelchairs
WCAMBS1



Deluxe Backpack for Back of Wheelchairs (Backpack Tethered to Outer Shell)
WCAMBD1



Lap Organizer for Wheelchairs
WCAMLO1



Armrest Organizer for Scooters and Power Chairs
WCAMAO1



Flip-Over Armrest Pouch for Powerchairs and Scooters
WCAMAF1



Walker Front Organizer
WCAMMO1



Armrest Cover for Wheelchairs, Power Chairs, Scooters
WCAMLAC1 (Large)
WCAMSAC1 (Small)



Under-Seat Organizer for Wheelchairs
WCAMUS1



Walker Side Organizer
WCAMPO1



Mobility Catch-All Side Pouch for Wheelchairs, Walkers
WCAMCA1



Oversized Zipper Pulls
WCAOZP1



FREE Point-of-Purchase Display Available

(Ask your Medline Sales Representative for details.)

EXCEL 3000



MDS806300DLX

SPECIFICATIONS

Weight Capacity	300 lbs
Seat Width	16", 18"
Seat Depth	16"
Footplates	composite
Dual Axle	yes + transport
HCPCS Code	K0001

ACCESSORIES:

O ₂ Holder	MDS85181U
I.V. Pole	MDS85183
O ₂ / I.V. Combo	MDS85190
Anti-Fold Device	MDS85196
Overhead Anti-Theft Device	MDS85197A
Anti-Tip Device	MDS85189

Item #	Description
MDS806150NDLX	16" Permanent full-length arms, swing-away detachable footrests
MDS806200NDLX	16" Permanent full-length arms, swing-away detachable elevating legrests
MDS806250NDLX	16" Removable desk-length arms, swing-away detachable footrests
MDS806300NDLX	16" Removable desk-length arms, swing-away detachable elevating legrests
MDS806150DLX	18" Permanent full-length arms, swing-away detachable footrests
MDS806200DLX	18" Permanent full-length arms, swing-away detachable elevating legrests
MDS806250DLX	18" Removable desk-length arms, swing-away detachable footrests
MDS806300DLX	18" Removable desk-length arms, swing-away detachable elevating legrests

Upholstery Color: Black

Easily Converts to a Transport Chair

Exclusively from Medline:
optional Quick Release
12" Transport Wheel Accessory.
(WCAWHEELKIT)



Quick release axles:
push-button design allows
tool-free removal of the wheels.



Scissor frame style:
reduces weight up to 5 lbs
over slide tube style frames.



Three axle positions:
adjustable for Standard,
Hemi and Transport chair.



**Strong, Cast Aluminum
Seat Cradles:**
not plastic as typically seen
on chairs.



FEATURES :

- Nylon upholstery is breathable and light weight.
- Threaded seat screw inserts reduce stripping from upholstery changes.
- Padded nylon armrests.
- No spacers on front casters, making wheel changes easier.
- Carbon steel frame.
- Sealed bearings in fork housing, rear wheels and front wheels keep dirt out and are maintenance free.
- Mag-style composite wheels are extremely durable and easy to clean.
- Heavy-duty fork and welded fork stems minimize wobbling.
- Quick-release wheel lock allows easy relocation of wheel lock for setting in transport mode.

EXCEL 2000

SPECIFICATIONS

Weight Capacity	300 lbs
Seat Width	18", 20"
Seat Depth	16"
Standard Chart Pocket	yes
Footplates	composite
Dual Axle	yes
HCPCS Code	K0001, K0002
For full specifications see pages 28-29	

ACCESSORIES:

O ₂ Holder	MDS85181U
I.V. Pole	MDS85183
O ₂ / I.V. Combo	MDS85190
Anti-Fold Device	MDS85196
Overhead Anti-Theft Device	MDS85197A
Anti-Tip Device	MDS85189



MDS806300D

FEATURES:

- Carbon steel frame with chip-resistant chrome plating.
- Powder-coated cross bars and clothing guard.
- Tough, embossed upholstery.
- Threaded seat screw inserts reduce stripping from upholstery changes.
- Mag-style composite wheels are extremely durable and easy to clean.
- Heavy-duty fork and welded fork stems minimize wobbling.
- Sealed bearings in fork housing, rear wheels and front wheels keep dirt out and are maintenance free, adding durability.
- Padded armrests.
- Swing-away elevating legrest models feature padded calf pads.
- Elevating legrest models feature a notched, stainless steel ratchet bar to lock the legrests securely in place.

Item #	Description	Available Upholstery Color(s)
MDS806100*	18" Permanent full-length arms, fixed footrests	Ruby, Navy
MDS806150*	18" Permanent full-length arms, swing-away detachable footrests	Ruby, Navy
MDS806200*	18" Permanent full-length arms, swing-away detachable elevating legrests	Ruby, Navy
MDS806250*	18" Removable desk-length arms, swing-away detachable footrests	Ruby, Navy
MDS806300*	18" Removable desk-length arms, swing-away detachable elevating legrests	Ruby, Navy
MDS806400	20" Removable desk-length arms, swing-away detachable footrests	Black
MDS806450	20" Removable desk-length arms, swing-away detachable elevating legrests	Black
MDS806100D	18" Permanent full-length arms, fixed footrests	Black
MDS806150D	18" Permanent full-length arms, swing-away detachable footrests	Black
MDS806200D	18" Permanent full-length arms, swing-away detachable elevating legrests	Black
MDS806250D	18" Removable desk-length arms, swing-away detachable footrests	Black
MDS806250DFLA	18" Removable full-length arms, swing-away detachable footrests	Black
MDS806300D	18" Removable desk-length arms, swing-away detachable elevating legrests	Black
MDS806300DFLA	18" Removable full-length arms, swing-away detachable elevating legrests	Black

COLOR OPTIONS



*To order, add the three letter color code designating color to the end of the item number.
 Ruby—RBY; Navy—NVY All other chairs listed are standard black upholstery

EXCEL Narrow

SPECIFICATIONS

Weight Capacity	300 lbs
Seat Width	16"
Seat Depth	16"
Standard Chart Pocket	yes
Footplates	composite
Dual Axle	yes
HCPCS Code	K0001, K0002
For full specifications see pages	28-29

ACCESSORIES :

O ₂ Holder	MDS85181U
I.V. Pole	MDS85183
O ₂ / I.V. Combo	MDS85190
Anti-Fold Device	MDS85196
Overhead Anti-Theft Device	MDS85197A
Anti-Tip Device	MDS85189



MDS806300N

FEATURES :

- Carbon steel frame with chip-resistant chrome plating.
- Threaded seat screw inserts reduce stripping from upholstery changes.
- Padded and upholstered armrests.
- Sealed bearings in fork housing, rear wheels and front wheels keep dirt out and are maintenance free, adding durability.
- Mag-style composite wheels are extremely durable and easy to clean.
- Heavy-duty fork and welded fork stems minimize wobbling.
- Elevating legrest models feature a notched, stainless steel ratchet bar to lock the legrests securely in place.

Item #	Description
MDS806150N	Permanent full-length arms, swing-away detachable footrests
MDS806200N	Permanent full-length arms, swing-away detachable elevating legrests
MDS806250N	Removable desk-length arms, swing-away detachable footrests
MDS806250NFLA	Removable full-length arms, swing-away detachable footrests
MDS806300N	Removable desk-length arms, swing-away detachable elevating legrests
MDS806300NFLA	Removable full-length arms, swing-away detachable elevating legrests
Upholstery Color: Navy	

EXCEL KI Basic

SPECIFICATIONS

Weight Capacity	250 lbs
Seat Width	18"
Seat Depth	16"
Standard Chart Pocket	no
Footplates	composite
Dual Axle	yes
HCPCS Code	pending
For full specifications see pages	28-29

ACCESSORIES :

O ₂ Holder	MDS85181U
I.V. Pole	MDS85183
O ₂ / I.V. Combo	MDS85190
Anti-Fold Device	MDS85196
Overhead Anti-Theft Device	MDS85197A
Anti-Tip Device	MDS85189



MDS806300EE

FEATURES :

- Durable, tig-welded gray frame.
- Hemi-height adjustable seat and front casters.
- 250 lb. weight capacity.
- Comfortable nylon upholstery.
- Smooth-rolling latex tires.
- Lifetime frame warranty; 1 year on all other parts.
- K1, K2 coding (pending).

Item #	Description
MDS806250NEE	16" Desk-length arms, swing-away detachable footrests
MDS806150EE	18" Permanent full-length arms, swing-away detachable footrests
MDS806250EE	18" Desk-length arms, swing-away detachable footrests
MDS806300EE	18" Desk-length arms, swing-away detachable elevating legrests
Upholstery Color: Black	

EXCEL K4

SPECIFICATIONS

Weight Capacity	300/350 lbs
Seat Width	16", 18", 20", 22"
Seat Depth	16", 18"
Standard Chart Pocket	no
Footplates	composite
Dual Axle	yes
HCPCS Code	K0004
For full specifications see pages	28-29

ACCESSORIES :

O ₂ Holder	MDS85181U
I.V. Pole	MDS85183
O ₂ / I.V. Combo	MDS85190
Anti-Fold Device	MDS85196
Anti-Tip Device	MDS85189WK4



MDS806550

FEATURES :

- Weighs 33 pounds (excluding foot riggings) (16", 18").
- Quick release axles allow tool-free removal of the wheels (16", 18").
- Swing-back arms with patent-pending push-button arm release.
- Height adjustable seat back (16"-18").
- Cast aluminum seat cradles for durability.
- Carbon steel frame with chip-resistant chrome plating.
- Threaded seat screw inserts reduce stripping from upholstery changes.
- Padded and upholstered armrests and calf pads.
- Sealed bearings in fork housing, rear wheels and front wheels keep dirt out and are maintenance free.
- Elevating legrest models feature a notched, maintenance-free stainless steel ratchet bar.

Item #	Seat Depth	Seat Width	Description
MDS806500N*	16"	16"	Swing-back desk-length arms, swing-away detachable footrests, quick release axles
MDS806550N*	16"	16"	Swing-back desk-length arms, swing-away detachable elevating legrests, quick release axles
MDS806500NFLA*	16"	16"	Swing-back, removable full-length arms, swing-away detachable footrests, quick release axles
MDS806500*	16"	18"	Swing-back desk-length arms, swing-away detachable footrests, quick release axles
MDS806550*	16"	18"	Swing-back desk-length arms, swing-away detachable elevating legrests, quick release axles
MDS806500FLA*	16"	18"	Swing-back, removable full-length arms, swing-away detachable footrests, quick release axles
MDS806550FLA*	16"	18"	Swing-back, removable full-length arms, swing-away detachable elevating legrests, quick release axles
MDS806500PLUS*	16"	18"	MDS806500 including anti-tippers and desk length height adjustable arms, quick release axles
MDS806550PLUS*	16"	18"	MDS806550 including anti-tippers and desk length height adjustable arms, quick release axles
MDS806560	18"	20"	Swing-back desk-length arms, swing-away detachable footrests, K0007 reimbursement code
MDS806560PLUS	18"	20"	MDS806560 including anti-tippers and desk length height adjustable arms
MDS806565	18"	20"	Swing-back desk-length arms, swing-away detachable elevating legrests, K0007 reimbursement code
MDS806570	18"	+ +22"	Swing-back desk-length arms, swing-away detachable footrests, K0007 reimbursement code
MDS806575	18"	+ +22"	Swing-back desk-length arms, swing-away detachable elevating legrests, K0007 reimbursement code
Upholstery Color: Black *Height adjustable back ++Available soon with quick-release wheel feature			

EXCEL K4 Basic

SPECIFICATIONS

Weight Capacity	250 lbs
Seat Width	18"
Seat Depth	16"
Standard Chart Pocket	no
Footplates	composite
Dual Axle	yes
HCPCS Code	pending
For full specifications see pages 28-29	

ACCESSORIES :

O ₂ Holder	MDS85181U
I.V. Pole	MDS85183
O ₂ / I.V. Combo	MDS85190
Anti-Fold Device	MDS85196
Overhead Anti-Theft Device	MDS85197A
Anti-Tip Device	MDS85189



MDS806500E

FEATURES :

- Durable, tig-welded gray frame.
- Hemi-height adjustable seat and front casters.
- Adjustable-height back.
- Smooth, flip-back arms.
- 250 lb weight capacity.
- Comfortable nylon upholstery.
- Smooth-rolling latex tires.
- Lifetime frame warranty; 1 year on all other parts.
- K4 coding (pending).

Item #	Description
MDS806500E	18" Desk-length arms, swing-away detachable footrests
MDS806550E	18" Desk-length arms, swing-away detachable elevating legrests
Upholstery Color: Black	

EXCEL K3

SPECIFICATIONS

Weight Capacity	300 lbs
Seat Width	16", 18"
Seat Depth	16"
Standard Chart Pocket	no
Footplates	aluminum
Dual Axle	yes
HCPCS Code	K0003/K0195
For full specifications see pages	28-29

ACCESSORIES :

O ₂ Holder	MDS85181U
I.V. Pole	MDS85183
O ₂ / I.V. Combo	MDS85190
Anti-Fold Device	MDS85196
Overhead Anti-Theft Device	MDS85197A
Anti-Tip Device	MDS85189



MDS806650

FEATURES :

- Weighs 31.5 pounds (excluding foot riggings).
- Carbon steel frame with chip-resistant chrome plating.
- Tough nylon upholstery.
- Threaded seat screw inserts reduce stripping from upholstery changes.
- Padded and upholstered armrests and calf pads are standard.
- Sealed bearings in fork housing, rear wheels and front wheels keep dirt out and are maintenance free, adding durability.
- Durable, easy to clean composite handrims.
- Elevating legrest models feature a notched, maintenance-free stainless steel ratchet bar.

Item #	Description
MDS806600N	16" Removable desk-length arms, swing-away detachable footrests
MDS806650N	16" Removable desk-length arms, swing-away detachable elevating legrests
MDS806600	18" Removable desk-length arms, swing-away detachable footrests
MDS806650	18" Removable desk-length arms, swing-away detachable elevating legrests
MDS806600FLA	18" Removable full-length arms, swing-away detachable footrests
MDS806650FLA	18" Removable full-length arms, swing-away detachable elevating legrests
Upholstery Color: Black	

EXCEL Extra-Wide

SPECIFICATIONS

Weight Capacity	300/350/450 lbs
Seat Width	20", 22", 24"
Seat Depth	16", 18"
Standard Chart Pocket	yes
Footplates	aluminum
Dual Axle	no
HCPCS Code	K0001/K0006
For full specifications see pages	28-29

ACCESSORIES :

O ₂ Holder	MDS85181U
I.V. Pole	MDS85183
O ₂ / I.V. Combo	MDS85190
Anti-Fold Device	MDS85196
Overhead Anti-Theft Device	MDS85197A
Anti-Tip Device	MDS85189



MDS806750

FEATURES :

- Carbon steel frame with chip-resistant chrome plating.
- Threaded seat screw inserts minimize stripping from upholstery changes.
- Elevating legrest models feature a notched, stainless steel ratchet bar to lock the legrests securely in place.
- Sealed bearings in fork housing, rear wheels and front wheels keep dirt out and are maintenance free.
- Padded and upholstered armrests.
- Mag-style composite wheels are extremely durable and easy to clean.
- Heavy-duty fork and welded fork stems prevent wobbling.
- Swing-away footrest and swing-away elevating legrest models feature quad-release mechanism.

Item #	Seat Depth	Description	Wt. Capacity
*MDS806400 (Black)	16"	20" wide, removable desk-length arms, swing-away detachable footrests	300 lb.
*MDS806450 (Black)	16"	20" wide, removable desk-length arms, swing-away detachable elevating legrests	300 lb.
MDS806700	18"	20" wide, removable desk-length arms, swing-away detachable footrests	350 lb.
MDS806750	18"	20" wide, removable desk-length arms, swing-away detachable elevating legrests	350 lb.
MDS806700FLA	18"	20" wide, removable full-length arms, swing-away detachable footrests	350 lb.
MDS806750FLA	18"	20" wide, removable full-length arms, swing-away detachable elevating legrests	350 lb.
MDS806800	18"	22" wide, removable desk-length arms, swing-away detachable footrests	350 lb.
MDS806850	18"	22" wide, removable desk-length arms, swing-away detachable elevating legrests	350 lb.
MDS806800FLA	18"	22" wide, removable full-length arms, swing-away detachable footrests	350 lb.
MDS806850FLA	18"	22" wide, removable full-length arms, swing-away detachable elevating legrests	350 lb.
MDS806900	18"	24" wide, removable desk-length arms, swing-away detachable footrests	450 lb.
MDS806950	18"	24" wide, removable desk-length arms, swing-away detachable elevating legrests	450 lb.

Upholstery Color: Navy *These models have a dual axle, allowing conversion to hemi-height mode. All other models have a single axle

EXCEL Shuttle

SPECIFICATIONS

Weight Capacity	600/700 lbs
Seat Width	24", 26", 28", 30"
Seat Depth	18", 20"
Standard Chart Pocket	no
Footplates	aluminum
Dual Axle	yes
HCPCS Code	K0007
For full specifications see pages	28-29

ACCESSORIES :

O ₂ Holder	MDS85181U
I.V. Pole	MDS85183
O ₂ / I.V. Combo	MDS85190
Anti-Fold Device	MDS851965SH
Overhead Anti-Theft Device	MDS85197SH
Anti-Tip Device	MDS85189SH
Swing Away Foot Rest	WCA806965SH



MDS809750

- FEATURES :

- Double cross-brace for maximum support and durability.
- Lifetime guarantee on sturdy stainless steel frame and crossbar.
- Black nylon upholstery rated at 300 pounds per square inch, is color-fast and stain-resistant.
- Polypropylene mesh liner supports additional weight.
- Removable padded armrests and legrests provide extra comfort and make exiting easy.
- 24", 26" and 28" are hemi height adjustable.

Item #	Seat Depth	Description	Weight Capacity
MDS809650	18"	24" wide, removable desk-length arms, swing-away detachable elevating legrests, hemi-height adj.,	600 lbs.
MDS809750	20"	26" wide, removable desk-length arms, swing-away detachable elevating legrests, hemi-height adj.,	700 lbs.
MDS809850	20"	28" wide, removable desk-length arms, swing-away detachable elevating legrests, hemi-height adj.,	700 lbs.

Upholstery Color: Black

EXCEL Superlight Freedom Transport Chair

SPECIFICATIONS

Weight Capacity	300 lbs
Seat Width	19"
Seat Depth	16"
Standard Chart Pocket	no
Footplates	composite
Dual Axle	no
HCPC Code	pending
For full specifications see pages 28-29	

ACCESSORIES:

O ₂ Holder	MDS85181FT*
I.V. Pole	MDS85183FT*
O ₂ / I.V. Combo	MDS85190FT*
Anti-Fold Anti-Theft Device	MDS85196
*Anti-Tip Device	MDS85189FT
Recommended for use with Anti-Tip Device	



MDS808200SLB

FEATURES:

- Weighs less than 15 pounds (25% less than competitors).
- Nylon upholstery.
- Cup holder standard.
- Backside features bottle holder, key ring, cell phone pocket, identification holder, and pocket for billfold or iPod.
- Back folds down for easy storage and transport.
- Convenient carrying handles on seat.



Backside of chair



Optional carrying case with shoulder strap (MDSCHAIRCASE)

Item #	Description	Frame Color
MDS808200SLR	Permanent desk-length arms, swing-away detachable footrests	Red
MDS808200SLB	Permanent desk-length arms, swing-away detachable footrests	Blue
Upholstery Color: Black		

EXCEL Freedom Plus Bariatric Transport Chair

SPECIFICATIONS

Weight Capacity	400 lbs
Seat Width	22"
Seat Depth	18"
Standard Chart Pocket	no
Footplates	composite
Dual Axle	no
HCPCS Code	pending
For full specifications see pages 28-29	

ACCESSORIES :

O ₂ Holder	MDS85181U
I.V. Pole	MDS85183
O ₂ / I.V. Combo	MDS85190
Anti-Fold Anti-Theft Device	MDS851965SH
Elevating Leg Rest	WCAFREEELR
Chart Pocket	WCAFREEPKT



MDS808200BAR

FEATURES :

- Weighs just 33 pounds.
- Nylon upholstery.
- Handbrakes for better control.
- Anti-Tippers standard.
- Cup holder standard.
- Backside features bottle holder, key ring, cell phone pocket, identification holder, and pocket for billfold or iPod.
- 12" rear wheels.
- Push bar with foam grip standard.
- Back folds down for easy storage and transport.
- Convenient carrying handles on seat.



Backside of chair



Optional carrying case with shoulder strap (MDSCHAIRCASEB)

Item #	Description	Frame Color
MDS808200BAR	Permanent full-length arms, swing-away detachable footrests	Red
Upholstery Color: Black		

EXCEL Transport

SPECIFICATIONS

Weight Capacity	300 lbs
Seat Width	17", 19"
Seat Depth	16"
Standard Chart Pocket	no
Footplates	aluminum
Dual Axle	no
HCPCS Code	pending
For full specifications see pages 28-29	

ACCESSORIES :

Anti-Fold Device	MDS85196
------------------	----------



MDS808200

FEATURES :

- Ideal wheelchair for airports, shopping malls, healthcare institutions, or other public places that require economical transport.
- Durable and lightweight nylon upholstery.
- Padded armrests.
- Carbon steel frame with chip-resistant chrome plating.
- Seatbelt for safety.
- Rear handles fold down for easy storage or transportation.
- Black composite wheels require virtually no maintenance and incorporate dual-sealed precision bearings.

Item #	Description
MDS808150	17" wide, permanent full-length arms, swing-away detachable footrests.
MDS808200	19" wide, permanent full-length arms, swing-away detachable footrests.
Upholstery Color: Black	

EXCEL Deluxe Aluminum Transport

SPECIFICATIONS

Weight Capacity	300 lbs
Seat Width	19"
Seat Depth	16"
Standard Chart Pocket	yes
Footplates	composite
Dual Axle	no
HCPCS Code	E1038/E1039
For full specifications see pages 28-29	

ACCESSORIES :

Anti-Fold Device	MDS85196
------------------	----------



MDS808210AR

FEATURES :

- Weighs 23 lbs!
- 12 1/2" rear wheels provide a more stable ride.
- Loop brakes for assistance.
- Patient operated wheel locks.
- Powder coated aluminum frame is lightweight and durable.
- Durable and lightweight nylon upholstery.
- Padded armrests.
- Rear handles fold down for easy storage or transportation.
- Seatbelt for safety.
- Black composite wheels require virtually no maintenance and incorporate dual-sealed precision bearings.
- Available in red or blue.

Item #	Description	Frame Color
MDS808210AR	19" wide, permanent full-length arms, swing-away detachable footrests	Red
MDS808210AB	19" wide, permanent full-length arms, swing-away detachable footrests	Blue
Upholstery Color: Black		

EXCEL Aluminum Transport

SPECIFICATIONS

Weight Capacity	300 lbs
Seat Width	19"
Seat Depth	16"
Standard Chart Pocket	yes
Footplates	composite
Dual Axle	no
HCPCS Code	pending
For full specifications see pages 28-29	

ACCESSORIES :

Anti-Fold Device	MDS85196
------------------	----------



FEATURES :

- Weighs 19 lbs!
- 8" rear wheels.
- Powder coated aluminum frame is lightweight and durable.
- Durable and lightweight nylon upholstery.
- Padded armrests.
- Rear handles fold down for easy storage or transportation.
- Seatbelt for safety.
- Black composite wheels require virtually no maintenance and incorporate dual-sealed precision bearings.
- Available in red or blue.

Item #	Description	Frame Color
MDS808200AR	19" wide, permanent full-length arms, swing-away detachable footrests	Red
MDS808200AB	19" wide, permanent full-length arms, swing-away detachable footrests	Blue

Upholstery Color: Black

EXCEL Kidz

SPECIFICATIONS

Weight Capacity	250 lbs
Seat Width	12", 14"
Seat Depth	12"
Standard Chart Pocket	no
Footplates	composite
Dual Axle	yes
HCPCS Code	pending
For full specifications see pages	28-29

ACCESSORIES :

O ₂ Holder	MDS85181U
I.V. Pole	MDS85183
O ₂ / I.V. Combo	MDS85190
Anti-Fold Device	MDS85196K
Overhead Anti-Theft Device	MDS85197K



MDS806120PEDE

FEATURES :

- Tough nylon upholstery
- Swing-back arms.
- Cast aluminum seat cradles (instead of plastic) for durability.
- Standard dual axle allows for easy adjustment of seat height to hemi level.
- Treaded tires for safe riding.
- Padded and upholstered armrests are standard features.
- Anti-Tippers included.
- Smiley face on seat back.
- Telescoping handles for caregiver **(COMING SOON!)**

Item #	Description	Frame Color
MDS806120PED	12" Swing-back desk-length arms, swing-away footrests	Yellow
MDS806120PEDE	12" Swing-back desk-length arms, elevating footrests	Yellow
MDS806140PED	14" Swing-back desk-length arms, swing-away footrests	Yellow
MDS806140PEDE	14" Swing-back desk-length arms, elevating footrests	Yellow

Upholstery Color: Black with Yellow Smiley Face on Seat Back

EXCEL Recliner

SPECIFICATIONS

Weight Capacity	300/350 lbs
Seat Width	16", 18", 20"
Seat Depth	17"
Standard Chart Pocket	no
Footplates	composite
Dual Axle	some models
HCPCS Code	K003/K0195
For full specifications see pages 28-29	

ACCESSORIES :

Anti-Fold Device	MDS85196
Anti-Tip Device	MDS85189WK4



MDS808450

FEATURES :

- Dynamic recline range from 90° to 160°.
- Full back and head support is provided by 22" high back and 10" removable headrest.
- Carbon steel frame with chip-resistant chrome plating.
- 16" and 18" feature dual axle that allows for easy adjustment of seat height to hemi level.
- Urethane rear tires offer superior performance.
- Patient operated wheel locks.
- Threaded seat screw inserts reduce stripping from upholstery changes.
- 16" and 18" chairs have a 300 lb. capacity; 20" chair has a 350 lb. capacity.

Item #	Description	Weight Capacity
MDS808350	16" Reclining wheelchair, removable desk-length arms, swing away elevating legrests with anti-tippers (includes dual axle)	300 lb.
MDS808450	18" Reclining wheelchair, removable desk-length arms, swing away elevating legrests with anti-tippers (includes dual axle)	300 lb.
MDS808550	20" Reclining wheelchair, removable desk-length arms, swing away elevating legrests with anti-tippers (no dual axle on this model)	350 lb.

Upholstery Color: Black

Making the Right Choice for Your Patients

Step 1: Choose the Level of Pressure Redistribution (see pages 24-26)

Advanced

Significant pressure redistribution for highest risk patients or those with pressure ulcers. Will address positioning needs. May be adjustable to meet individual patient needs.

Moderate

Helps redistribute pressure for those at risk for pressure ulcers. May also help with positioning needs.

Basic

Adds comfort for lower risk seated individuals.

Step 2: Choose the Type of Cushion Material

Foam Cushion:

Most economical material. Typically used for comfort through moderate pressure redistribution. Different density foams can be used to address patient comfort, including more expensive visco elastic memory foams. Different cut patterns are often used to prevent shear and help reduce pressure.

Gel & Foam Cushion:

Typically provide moderate to advanced pressure redistribution. Most common design is gel sacks placed between higher quality foams. Gel sacks separated into quadrants perform best by keeping gel focused under problem areas to reduce pressure. Also designed to reduce shear and heat.

Air Cell Cushion:

Typically provide the most advanced pressure redistribution. These cushions are adjustable to meet the individual needs of each patient. Redistribute pressure very well by distributing weight evenly. Tracks patient movements and adjusts to patient's body contours eliminating pressure points.

Step 3: Choose the Best Cushion Design

Flat Cushions

Sometimes referred to as a zero elevation cushion, it has the same thickness across the entire cushion. Can be used for comfort or pressure redistribution.



Wedge Cushions

Thicker in the front and angling down to a thinner back, it provides support, stability and pressure redistribution for active users that tend to slide forward.



Anti-Thrust Cushions

Has a one inch shelf in the middle to reduce thrusting and sliding forward. Helps prevent sacral sitting. Low profile front minimizes leg elevation.

Pommel Cushions

Abducts legs to reduce skin shear and pressure. Prevents hip rotation. Can be on a flat or wedge cushion.



Back Cushions

Provides comfort, support and cushioning on back and spine. Helps redistribute pressure while eliminating the hammock effect of a sling back.

Contour Cushions

Sometimes referred to as a Saddle Cushion, it emphasizes proper positioning and leg alignment while reducing hip rotation. Provides pressure redistribution and comfort by increasing seating area.



Wheelchair Cushions

Advanced Pressure Redistribution

Medline Contour Plus

The Contour Plus is a skin protection and positioning cushion. The contoured abductors and adductors position the legs and hips in an anatomically correct position. The high resiliency foam cushion features a segmented gel insert and waterfall front that help to redistribute weight and relieve pressure. The incontinent proof PolyX cover has four way stretch for better performance and is easy to clean.



MSCCONPL1816

HCPCS Code: E2607

Item #	Description	Pkg
MSCCONPL1616	16x16"	each
MSCCONPL1618	16x18"	each
MSCCONPL1816	18x16"	each
MSCCONPL1818	18x18"	each
MSCCONPL2016	20x16"	each
MSCCONPL2018	20x18"	each

HCPCS Code: E2608

Item #	Description	Pkg
Larger sizes		
MSCCONPL2218	22x18"	each
MSCCONPL2418	24x18"	each

The Saddle™ Cushion Promotes Proper Leg Alignment

This zero elevation cushion reduces hip rotation and pelvic obliquity. Contoured leg adductors and abductor increase overall seating surface area, helping to redistribute weight and reduce pressure.



MDTSZE1816

Saddle Gel Cushion with New, Improved Quadra 3D™ Gel Pack

A supple polyurethane bladder conforms to the user's body, providing even greater pressure relief.

HCPCS Code: E2607

Item #	Description	Pkg
MDTSZE1616	16x16"	each
MDTSZE1618	16x18"	each
MDTSZE1816	18x16"	each
MDTSZE2018	20x18"	each

Item #	Description	Pkg
MDTSZEG1616	16x16" Gel	each
MDTSZEG1618	16x18" Gel	each
MDTSZEG1816	18x16" Gel	each
MDTSZEG2018	20x18" Gel	each

Roho Quadro Select

The Roho Quadro Select is an adjustable skin protection and positioning wheelchair cushion. The revolutionary ISOFLO® Memory Control offers shape fitting capabilities while the user is seated, allowing quick and easy on-demand adjustment to maximize function. With the built-in stability and simplicity of the Quadro Select Cushion, no longer will you have to sacrifice maximum skin protection to get stability, positioning or convenience.



MSCQS109C

Medline Visco Form


The Visco Form uses three different foam layers including high resiliency foam and 4lb visco elastic memory foam. The base layer's dense foam provides structure and support preventing the user from bottoming out. Visco layer is sandwiched between the HR foam. When the user sits on this cushion the visco elastic foam molds to their exact anatomical contour. This provides both maximum seating surface area for reducing high pressure zones and substantial contour to properly position the user.



MSCVIS1816

HCPCS Code: E2603

Item #	Description	Pkg
MSCVIS1616	16x16x4"	each
MSCVIS1816	18x16x4"	each
MSCVIS1818	18x18x4"	each
MSCVIS2016	20x16x4"	each



MSCIS1715

MSCIS1715L

Air Cell Cushions Offer Superb Pressure Relief

These therapeutic cushions provide ultimate care to fragile tissue. Individual cells adjust to each patient's body contours, flexing in multiple directions and decreasing body weight per unit area of the cushion. The decreased pressure allows an increased supply of blood necessary for healthy tissue maintenance and repair. Made of flame-retardant, latex-free neoprene rubber, cushion comes with a washable all-way stretch cover and hand pump for inflation. Choose from two heights for individualized needs.

HCPCS Code: K0734

Item #	Description	Pkg
High Contour 4" – For Maximum Support		
MSCIS1515	16x16x4"	each
MSCIS1715	18x16x4"	each
MSCIS1717	18x18x4"	each
MSCIS1917	20x18x4"	each

Item #	Description	Pkg
Short Contour 2" – For Active Patients		
MSCIS1515L	16x16x2"	each
MSCIS1715L	18x16x2"	each
MSCIS1717L	18x18x2"	each
MSCIS1917L	20x18x2"	each

HCPCS Code: K0736

Item #	Description	Pkg
Low Profile–2"		
MSCQS99LPC	16x16x2"	each
MSCQS109LPC	18x16x2"	each
MSCQS1010LPC	18x18x2"	each
MSCQS1011LPC	18x20x2"	each
MSCQS1111LPC	20x20x2"	each

Item #	Description	Pkg
High Profile–4"		
MSCQS99C	16x16x4"	each
MSCQS109C	18x16x4"	each
MSCQS1010C	18x18x4"	each
MSCQS1011C	18x20x4"	each
MSCQS1111C	20x20x4"	each

Wheelchair Cushions

Moderate Pressure Redistribution

Medline Contour Basic Cushion Keeps Body Aligned, Reduces Pressure

These single-density foam cushions have a contoured design that aligns hips and legs while reducing pressure on any one area. ShearX all-way stretch cover reduces skin shear and is antimicrobial and fluid-proof. Works with sling or pan style chairs.



MSCCB1816

HCPCS Code: E2601

Item #	Description	Pkg
MSCCB1616	16x16"	each
MSCCB1816	18x16"	each
MSCCB1818	18x18"	each
MSCCB2016	20x16"	each

Medline's Nylex-Covered Gel/Foam Wheelchair Cushions Reduce Pressure

Designed for both comfort and function, Nylex-Covered Gel/Foam Wheelchair Cushions utilize a gel pack placed between two layers of resilient foam to stabilize wheelchair patients while reducing pressure.



MSC2631816

HCPCS Code: E2601

Item #	Description	Pkg
MSC263101	16x16x3"	each
MSC2631816	18x16x3"	each
MSC2631818	18x18x3"	each
MSC2632016	20x16x3"	each

Medline Visco Cushion

The Medline Visco Cushion utilizes state-of-the-art visco elastic memory foam that cradles the patient's bony prominences to redistribute pressure. This pressure reducing cushion has a bottom layer of open cell foam to add additional support and comfort. Anti-shear cover is easy to clean and is fluid-proof.



MSCVC1816

HCPCS Code: E2603

Item #	Description	Pkg
MSCVC1616	16x16x3"	each
MSCVC1618	16x18x3"	each
MSCVC1816	18x16x3"	each
MSCVC1818	18x18x3"	each
MSCVC2016	20x16x3"	each
MSCVC2018	20x18x3"	each

HCPCS Code: E2604

Item #	Description	Pkg
Larger sizes		
MSCVC2218	22x18x3"	each
MSCVC2418	24x18x3"	each

Medline Wedge w/Gel

This therapeutic cushion has a wedge design that helps prevent patients from sliding forward. Two layers of high-density foam provide a stable foundation, while the four-section gel pack helps relieve pressure. ShearX all-way stretch cover reduces skin shear and is antimicrobial and fluid proof. Cushion has a non-skid bottom and a strap to hold it in place.



MSCWG1816

HCPCS Code: E2601

Item #	Description	Pkg
MSCWG1616	16x16"	each
MSCWG1816	18x16"	each
MSCWG1818	18x18"	each
MSCWG2016	20x16"	each

The Support Pro Has a Rounded Bottom to Reduce Wheelchair "Hammock" Effect

Add comfort and support to any wheelchair with the Support Pro cushion. The polyurethane cover is waterproof, easy-to-clean, and designed for pressure reduction. Comfort features include two-density HR foam, a waterfall front, coccyx cutout and a tapered, zero elevation design.



MDTSPZEC1816

HCPCS Code: E2601

Item #	Description	Pkg
MDTSPZEC1616	16x16x3"	each
MDTSPZEC1618	16x18x3"	each
MDTSPZEC1816	18x16x3"	each
MDTSPZEC2018	20x18x3"	each

Wheelchair Cushions

Basic Pressure Redistribution

Medline 2" Gel Foam Cushion

The Medline pressure reduction gel foam seat cushion is an economical seating surface that provides both comfort and pressure reduction. The gel pack placed between two layers of soft foam helps to redistribute pressure away from prominences. Features an easy to clean fluid proof cover.



MSCPRC21816

HCPCS Code: E2601

Item #	Description	Pkg
MSCPRC21616	16x16x2"	each
MSCPRC21816	18x16x2"	each
MSCPRC21818	18x18x2"	each
MSCPRC22016	20x16x2"	each

Medline Comfort Cushion

The Medline Comfort Cushion adds comfort and support to any wheelchair. The 3" soft foam cushion helps reduce pressure points and is perfect for the user that has low to moderate risk of skin breakdown. Features a fluid-proof, easy-to-clean cover.



MSCCOMF1816

HCPCS Code: E2601

Item #	Description	Pkg
MSCCOMF1616	16x16x3"	each
MSCCOMF1618	16x18x3"	each
MSCCOMF1816	18x16x3"	each
MSCCOMF1818	18x18x3"	each
MSCCOMF2016	20x16x3"	each
MSCCOMF2018	20x18x3"	each

HCPCS Code: E2602

Item #	Description	Pkg
Larger sizes		
MSCCOMF2218	22x18x3"	each
MSCCOMF2418	24x18x3"	each

Medline Gel/Foam Pommel Cushion

The Pommel Cushion is designed to help properly position and align the hips. Center pommel keeps patient's knees separated to reduce skin shear and increase air circulation. The gel pack helps reduce pressure and the foam provides stability and support. Nylux cover is easy to clean.



MSC263PM1816

Item #	Description	Pkg
MSC263PM1616	16x16"	each
MSC263PM1816	18x16"	each
MSC263PM1818	18x18"	each
MSC263PM2016	20x16"	each

Bariatric Pressure Redistribution

Medline Nylux-Covered Bariatric Gel/Foam

Designed for both comfort and function, Nylux-Covered Gel/Foam cushion utilizes a gel pack placed between two layers of resilient foam to stabilize wheelchair patients while reducing pressure. This value priced cushions has a 700lb weight capacity.



MSC2632184

Item #	Description	Pkg
MSC26320184	20x18x4"	each
MSC26320204	20x20x4"	each
MSC26322184	22x18x4"	each
MSC26322204	22x20x4"	each
MSC26324184	24x18x4"	each
MSC26324204	24x20x4"	each
MSC26326184	26x18x4"	each
MSC26326204	26x20x4"	each
MSC26328184	28x18x4"	each
MSC26328204	28x20x4"	each

Wheelchair Accessories

Medline Back Cushion

The Medline Back Cushion is a comfortable support cushion that fits in front of a standard wheelchair back, eliminating the hammock effect of a sling back. Two layers of high density foam provide support for the entire back. The ShearX all-way stretch cover reduces skin shear and is fluid-proof. Straps onto the wheelchair and is easy to remove.

HCPCS Code: E2611

Item #	Description	Pkg
Back cushion with Lumbar Support		
MSCBL16	16" Wheelchair	each
MSCBL18	18" Wheelchair	each
MSCBL20	20" Wheelchair	each

Item #	Description	Pkg
Back cushion without Lumbar Support		
MSCB16	16" Wheelchair	each
MSCB18	18" Wheelchair	each
MSCB20	20" Wheelchair	each



Comfort Lap Tray

The Comfort Half Lap Tray is available as either an Interlock or slide-on mount. The flip-up half lap pivots upward to allow users to easily enter and exit the wheelchair. With the slide-on mount option, the lap tray can be easily installed or removed. Also available in a full lap tray

Item #	Description	Pkg
MSCMLAPTRYL	Left Half	each
MSCMLAPTRYR	Right Half	each
MSCMEDLAPTRAY	Full Lap	each



Sideminder

As a fully adjustable lateral support, the SideMinder is recommended for users with moderate to severe impairment in their ability to maintain proper posture. This support is available with either standard or contoured lateral pads that adjust horizontally or vertically. For even the most difficult to correct postural asymmetries, the SideMinder is fully functional support.

Item #	Description	Pkg
MDTSDMDR	Fits 16-24" wheelchairs	each



The Molded Arm

An ergonomically designed, cost-effective solution for users with arm issues. In addition to stabilizing the elbow, it features a convex palm area for user comfort as well as a gentle rise in elevation from elbow to fingertips to prevent edema. Lightweight Interlock bracket system locks down to either 3/4" or 7/8" tubing using a 2-bolt connection.

Item #	Description	Pkg
MSCMLDARML	Left Side	each
MSCMLDARMR	Right Side	each



The Molded Foot

The Molded Foot offers a comfortable foot support designed with high quality polyurethane foam. It includes a rigid insert molded into the base for additional support. The molded foot can be attached to the wheelchair with straps or by bolting it directly to the foot plate.

Item #	Description	Pkg
MSCMLDFT	Molded Foot	each



EXCEL Specifications

Wheelchair Model	Weight Cap	Chart Pocket	Seat Width	Seat Depth	Footplates	Dual Axle (Hemi Height Adjustable)
Excel K1 Basic	250	N	18"	16"	Composite	Y
Excel 2000	300	Y	18", 20"	16"	Composite	Y
Excel 3000	300	N	16", 18"	16"	Composite	Y + Transport
Excel Extra-Wide	300/350/450	Y	20", 22", 24"	18"	Aluminum	N
Excel Narrow	300	Y	16"	16"	Composite	Y
Excel K3	300	N	16", 18"	16"	Aluminum	Y
Excel K4	300/350	N	16", 18", 20", 22"	16", 18"	Composite	Y
Excel K4 Basic	250	N	18"	16"	Composite	Y
Excel Transport	300	N	17", 19"	16"	Aluminum	N
Excel Aluminum Transport	300	Y	19"	16"	Composite	N
Excel Deluxe Aluminum Transport	300	Y	19"	16"	Composite	N
Excel Recliner	300/350	N	16", 18", 20"	17"	Composite	Y (except 20")
Excel Shuttle	600/700	N	24", 26", 28", 30"	18"-20"	Aluminum	Y
Excel Kidz	250	N	12", 14"	12"	Composite	Y
Superlight Freedom Transport	300	N	19"	16"	Composite	N
Freedom Plus Transport	400	N	22"	18"	Composite	N

	HCPCS Codes	Fixed Footrests Available	Swing- Away Footrests Available	Swing-Away Elevating Legrests Available	Full Length Arms Available	Removable Desk-length Arms Available	Height Adjustable Arms Available
	Pending						
	K0001, K0002	Y	Y	Y	Y	Y	Y
	K0001	N	Y	Y	Y	Y	Y
	K0001, K1006	N	Y	Y	Y	Y	Y
	K0001, K0002	N	Y	Y	Y	Y	Y
	K0003, K0195	N	Y	Y	Y	Y	Y
	K0004	N	Y	Y	Y	Y	Y
	Pending	N	Y	Y	N	Y	N
	Pending	N	Y	N	Y	N	N
	Pending	N	Y	N	Y	N	N
	E1038, E1039	N	Y	N	Y	N	N
	K0003, K0195	N	Y	Y	Y	Y	Y
	K0007	N	Y	Y	Y	Y	N
	Pending	N	Y	N	N	Y	N
	Pending	N	Y	N	N	N	N
	Pending	N	Y	N	N	N	N

MEDLINE LIMITED WARRANTY

Your Medline Wheelchair has a lifetime warranty on the frame and one year on all other parts. This warranty is extended only to the original consumer who purchases this product new and unused from Medline. This warranty does not extend to any subsequent purchaser or owner. Medline warrants the frame to be free from defects in material and workmanship for the lifetime of the original consumer.

Ask your Medline Rep about our other great DME products!



Rollator



Patient Lifts



Folding Walkers



Knee Walker



Beds



Canes

Crutches



PVC Products



Commodes



Toilet Seats



Transfer Benches



Bath Benches

Accessorize Your Medline Wheelchair

ESSENTIAL ACCESSORIES

SEE INDIVIDUAL WHEELCHAIRS FOR DETAILS



Overhead Anti-Theft Device



Anti-Tip Device — pair




Anti-Fold / Anti-Theft Device



Telescoping I.V. Pole



Oxygen Tank Holder



IV/Oxygen Tank Holder Combination

OTHER ACCESSORIES

(NOT PICTURED)

Tool Kit	(WCA806905)
Seat Extension for 18" K4 & 3000	(WCA806922EXT)
1000 Hemi Kit	(WCAHEMIKIT)
3000 Transport Kit	(WCAWHEELKIT)
Wheelchair Box	(MDS33X13X38)
Delta Push Bar for 16"-22" Chairs	(MDS85192)
Auto-Style Seat Belt	(WCATQ4025BLK)
Elevated Legrests composite footplates W/Calf Pads/Vinyl	(WCA806985HCMP)
Elevated Legrests aluminum footplates No Calf Pads	(WCA806985HEMI)
Swingaway Legrests composite footplates	(WCA806965HCMP)
Swingaway Legrests aluminum footplates	(WCA806965HEMI)
Super Hemi Kit 1000, 2000, 3000, K4	(MDS85195)

ADDITIONAL ACCESSORIES



Amputee Attachment for Standard Excel (MDS807AMPK1)



Flat-Free Tire for Standard Excel (WCA806947P)— other 18" Chairs (WCA806947PQR for K4)



Ht. Adj. Removable Full-Length Arms for Standard Excel (WCA806967)



Ht. Adj. Removable Full-Length Arms For K4 (WCA806963K4)



Articulating Legrest for Hemi-Legrests (WCA806985ART)



Pneumatic front Caster for Standard Excel (WCA806930P)

Ht. Adj. Removable Desk-Length Arms for Standard Excel (not shown) (WCA806966)

Ht. Adj. Removable Desk-Length Arms For K4 (WCA806962K4)



Amputee Attachment for K4 Excel (MDS807AMPK4) With Non Quick Release Wheels



Amputee Attachment for K1 and K3 (MDS807AMPK13)



Wheellock Handle Extension (MDS85157PR)



Timmerman Nut, pair (WCA806991)



Amputee Attachment for Excel XW (MDS807AMPXW)



Carry-All and Legrest Bag (MDS85LRBAG)



One Arm Drive (MDSK41RMDRIVE)



Wheelchair Headrest (MDS85HDREST)



I-800-MEDLINE | www.medline.com

©2007 Medline Industries, Inc One Medline Place, Mundelein, IL 60060
 Medline is a registered trademark of Medline Industries, Inc., Excel and Shuttle are trademarks of Medline Industries, Inc.
 MKT207359/LIT024/10M/ZPN6