

Scales & Measuring Devices



Back page



Page 7



Page 2



One of Our Best Selling Scales!

Our Chair Scales are Engineered with Both Comfort and Mobility in Mind

We believe in taking care of your patients. That's why we offer all the benefits of a traditional chair scale with the advancements of modern technology.

This Mechanical Chair Scale is the Economical Choice

An economical choice for patients that are not steady enough to use a physician's beam scale. Moveable arms and footrest facilitate patient seating. Oversized wheels make this scale easy to transport. 350-lb weight capacity.

Mechanical Chair Scale MPH071286



Chair with Integrated Digital Scale

This digital chair scale offers classic design with added mobility, so it can be brought directly to the patient. The scale's compact design and non-skid locking wheels make the chair uniquely maneuverable, and the swiveling armrests make it easy for patients to move from the bed to the chair. This scale has a medical-grade plastic seat so it can be easily cleaned to control a source of contamination often found in foam and fabric seats. The well-protected load cells guarantee maximum precision even after repeated trips through the ward.

Features: **Capacity 440 lbs / 200 kg / Graduations: 0.2 lbs / 100 gm**
 Product Dimensions: 35"H x 20"W x 35"D / Weight 51 lbs / Dual Power Supply is either 4 AA rechargeable batteries or A/C UL recharger/adaptor, both included / Functions: TARE, HOLD, BMI

Chair Scale MPH07SC1



"Roll-A-Weigh" Wheelchair Scale

Weighing in at less than 100 pounds and featuring built-in handles and wheels, the "Roll-A-Weigh" can be moved wherever you need it. Designed for weighing "on-the-move", this portable scale features a digital weight indicator that can be mounted on the scale, or remotely on a wall, or desk for convenient viewing. Heavy-duty construction, large safety plate platform with integral ramp, and the 500 or 1,000 lb capacity makes this the perfect scale for weighing patients in manual or power wheelchairs, dialysis patients, or walk-ons.

Features: **Capacity 500 lb/225 kg/Graduations 0.2 lbs/.1kg**
 Platform Dimensions: 1½"H x 30½"W x 32½"D
 Display: 7" high-contrast LCD for wall or table mount
 Power Source: 6 "C" alkaline batteries

Roll-A-Weigh Scale, 500 lb Capacity MPH07CR500D


Roll-A-Weigh Scale, 1000 lb Capacity MPH07CR1000D

One of the Industry's Largest Weighing Platform Scale

As one of the industry's largest weighing platform scales, this scale can easily weigh patients in bariatric wheelchairs. This scale is portable and it folds up in a few simple steps. It can be upgraded by ordering the Smartcard station (MPH07SW1C). This innovative technology stores and subtracts the weights of various wheelchairs. Simply slide the Smartcard into the display and it shows only the patient's weight.

Features: **Capacity 800 lbs / 300 kg / Graduations 0.2 lbs/100 gm**
 Platform Dimensions: 2 $\frac{1}{2}$ "H x 31"W x 38"D / Weight 57 lbs / Power Supply A/C UL adapter or rechargeable batteries, both included /

Weight Value Memory for 3 wheelchairs
Wheelchair Platform Scale MPH07SW1
Smartcard Station MPH07SW1C



New! Scale with Generously Sized Platform and Stable Railing

Thanks to its especially large, non-slip platform and robust rail, the MPH07SW3 is very versatile. Patients can be weighed sitting in a wheelchair or on a chair. And the handrail will support people who are unsteady or walk with difficulty. After weighing, the scale can be folded together quickly to save space. The swivel-mounted display at hip level ensures comfortable operation for doctors and care-givers.

Features: **Capacity 800 lbs / Graduations: 0.2 lbs / Platform Dimensions: 35"W x 2.5"H x 38"D / Functions: TARE, and PreTARE / Weight of scale: 75 lbs / A/C UL Adapter**

Platform Scale MPH07SW3



Fold flat for easy storage



Large Platform Scale

The very large, low profile platform makes it easy to get onto the scale and the railing provides a secure grip. This scale can be transformed into a complete measuring and weighing station. The electronic measuring rod (MPH07SH4) can be fitted as an option.

Features: **Capacity 660 lbs / 300 kg / Graduations 0.2 lbs / 100 gm**
 Product Dimensions: 45 $\frac{1}{4}$ "H x 29 $\frac{1}{4}$ "W x 29 $\frac{1}{4}$ "D / Platform Dimensions: 2" x 23 $\frac{1}{4}$ " x 23 $\frac{1}{4}$ " / Height of railing: 37 $\frac{1}{2}$ " / Width of railing: 27 $\frac{1}{4}$ " / Operating and read-off height 43 $\frac{1}{2}$ " / Power supply: A/C UL adapter and rechargeable battery / Weight 52.8 lbs / Functions: TARE, HOLD, BMI / HOLD Function

Large Platform Scale MPH07SR1
Electronic Measuring Rod MPH07SH4
Measuring Rod MPH07SH2



Digital Physician Scales



This Digital Column Scale Holds up to 550 Lbs!

This scale is extremely robust, precise and stable. It has a capacity of 550 lbs, a large but low platform, and the integrated, BMI function, this column scale has the prerequisites for the diagnosis and therapy of heavyweight patients. The durable construction of cast iron can cope with the most extreme loads. The energy-saving battery operation (up to 16,000 weighings with just one set of batteries) means that this scale can be used anywhere as it is not dependent on AC power. The scale is fitted with the integral measuring rod, thus facilitating weighing and measuring in one step.

Features: **Capacity 550 lbs/ 250 kg**
Graduation: 0.2 lb / 100 g
TARE range: 550 lbs / 250 kg
Dimensions: 36.5"H x 14"W x 20.5"D
Platform: 14"W x 3.5"H x 14"D
Weight: 35 lbs / Power supply: 4 AA alkaline battery / AC adapter (optional) / Transport castors / Functions: TARE, HOLD, BMI, kg/lbs
Warranty / Measuring rod included.

**Digital Column Scale
MPH07SP4**



New!

Digital Scale Offers Exceptional Accuracy; Outstanding Value

The choice of a digital scale over the traditional beam scale has never been easier. New technology gives the MPH07SP5, equipped with load cell technology, the cutting-edge for clinical applications where accuracy is critical. This scale is equipped with Body-Mass-Index Function to make the calculation of this important indicator as simple as the press of a button. This new model provides long-use without the need for changing batteries or the inconvenience of outlets. A height rod is included to make this an exceptional value.

Features: **Capacity 440 lbs / 200 kg**
Graduations: 0.2 lb / 100 gm
Dimensions: 32½"H x 11½"W x 15¼"D
Platform: 3"H x 11½" W x 11¾" D
Weight: 16 lbs / Power Supply: 4 AA alkaline batteries / Model 220 Height Rod Included / Warranty 2 years
Functions: TARE, HOLD, BMI, kg/lbs

**Digital Column Scale
MPH07SP5**



New!

A New Value in Professional Digital Scales

This new digital scale is packed with the latest technological features but comes at a value price. The fully digital platform – from weighing sensors through readout – reduces errors caused by analog parts. EMR connectivity via USB makes this scale ready for computer documentation. The 500 lb capacity and large low-profile platform is suitable for many of your patients. A user friendly interface features a BMI function and the height rod is standard.

Features: **Capacity 500 lb / 227kg**
Graduations: 0.2 lb / 100 gm
Dimensions: 53"H x 14"W x 16¾"D
Platform: 2¾"H x 14"W x 16¾"D
Weight: 55 lbs / Power Supply: 6 c-cell batteries / or 120V AC Adapter (included) / Functions: HOLD, BMI, kg/lbs / Warranty 3 years / Measuring Rod Included

**Digital Column Scales
MPH07HP4**

Chair Scales/In-Bed Scales



NEW 800 lb Capacity BARIATRIC Scale

This scale is unique because it is 4-scales-in-1. You can use it as a Hand-Rail scale, Stand-On scale, Platform scale or Chair scale. This scale also has an integrated damping function, which will accurately weigh a unsteady patient/resident.

Features: **Capacity 800 lbs / 360 KG** / Graduation: 0.2 lbs / 100 gm / Dimensions: 43½"H x 36"W x 38D" / Power supply: A/C adapter (included) / Functions: Pre-TARE, BMI, TARE, HOLD, damping, lbs/kg/sts switch-over.

Ramp (Must be ordered separately)

MPH07SBRAMP Free of charge

Bariatric Scale MPH07SB9

Mobile In-Bed Scale

Our mobile, digital, in-bed scale is a must for intensive care, surgical recovery, and geriatric care areas. A hydraulic lift raises patient just inches from bed, while LCD indicator provides a quick weight readout, accurate to 0.1 lbs.

In-Bed Scale, 400-lb. weight capacity MPH07IB02

Also available:

In-Bed Scale, 600-lb. weight capacity MPH07IB06

Change a Lift Into a Scale with this Digital Scale

This small, digital scale gives any patient lift the versatility of an in-bed scale! LCD display, accurate to 0.2 lb.

Add-On Scale 400-lb. weight capacity MPH07PL04

Add-On Scale 600-lb. weight capacity MPH07PL06






Keep Track of Baby's Output with This Diaper Scale

When keeping track of baby's output is important, the Diaper Scale will keep tabs on everything in baby's diaper down to 2 grams. Its lightning quick digital readout keeps messy job time to a minimum. And it's as easy to clean as it is to store.

Features: **Capacity 4 lbs / 2.2 kg** / Graduations: 1/8 oz / 2 gm / Product Dimensions: 9 1/2"H x 5 1/2"W x 1 1/2"D / Weight 530 g / Power Supply: 1- 9v alkaline battery (included) / TARE Function / CE certificate
Diaper Scale MPH07SD1



Safest and Most Accurate Scale for Weighing Babies

Although its weighing tray is designed to be far more generous and comfortable than other models, it requires amazingly little space. The large, clear LC display and practical handle, which can also be used to hang the scale, make child's play of daily weighing procedures.

Features: **Capacity 44 lbs / 20 kg** / Graduations: 0 – 22 lbs = 1/5 oz / 15 gm / 22 – 44 lbs = 1/2 oz / 10 gm / Product Dimensions: 11 1/4"H x 25"W x 4 1/4"D" / Tray Dimensions: 25" x 8" / Weight 7 lbs / Power Supply: battery / 6 AA batteries
 Shown with optional measuring ruler.

Baby Scale MPH07SB2 Measuring Ruler MPH07SH5

Measuring made easy – Precision down to the millimeter is just one advantage of this mechanical measuring rod for babies. Built-in head and foot stands support the baby and offer reproducible measuring and weighing in only one step.



Electronic Baby Scale Ideal for Neonatal Use

The special damping of this baby scale together with the HOLD function enables fast and precise measurement, even with restless babies. The large, closed-construction cradle designed with the body in mind in skin-friendly plastic simplifies and improves the weighing of even larger infants. TARE compensation and the serial interface guarantees the reliable transmission of data to the PC.


Features: **Capacity 44 lbs / 20 kg** / Graduations: 0.1 oz <22 lbs> 0.2 oz
 Functions: TARE, HOLD, kg/lbs switch over Power supply: A/C UL adapter
Diaper Scale MPH07SB8

Portable Measuring Mat for Babies and Toddlers

Kind to the skin, washable and foldable. This efficient accessory is a light-weight, space-saving solution for easy, precise measurement of the length of babies and toddlers while lying down. The fixed head piece and the easy to slide foot positioner make it simple to use.

Features: Measuring range: 4-39" / 10 – 99 cm
 Graduation: 1/4" / 5mm / With fitting for storage on wall

Measuring Mat MPH07SM1



Floor Scales/Measuring Devices



Digital Display for Easy Reading

This scale is a perfectly executed precision scale with a clear LC display and AUTOHOLD function. Ideal for any patient's room.

Features: **Capacity 308 lbs / 140 kg**
 Graduations 0.2 lb / 100 gm / Product
 Dimensions: 1½"H x 11¾"W x 12¾"D

Digital Scale MPH07SF2

Easy-to-Read Dial

This model offers both rugged durability and a large, easy-to-read dial. Designed with a lower profile and a wider platform.

Features: **Capacity 320 lbs / 150 kg /**
 Graduations: 1 lb / Product Dimensions:
 4¾"H x 12½"W x 18½"D

Dial Scale MPH07SF1

Our Best Value, Non-Slip Floor Scale

Professional floor scale features easy-to-read dial and non-slip mat. Perfect for homecare use.

Features: **Capacity 330 lb / Graduations:**
 1 lb / Platform Dimensions: 11¾" x 9"
 Product Dimension: 1½"H x 11¾"W x 9¾"D

Floor Scale CNS175LB



Body Mass Index Scale


This scale was designed for reliable, accurate performance that is light and easy to carry. It has a remote head for easy reading at the station, on the wall or in the practitioner's hands. The BMI function saves even more time and its low power consumption requires battery changes only after 80,000 weighings!

Features: **Capacity 400 lbs / 180 kg**
 Graduations 0.2 lb / 100 gm
 Function: BMI / 3"H x 11½"W x 11¾"D
 Cord length: 7 ft / Power Supply 4-AA
 batteries included
BMI Scale MPH07SF3

Mechanical Telescopic Measuring Rod with Large Measuring Range

Specifically developed for wall mounting, this measuring rod is aligned to work exactly to ¼ inch from head to toe. Its broad measuring slide and heel positioner are professional prerequisites. The telescopic measuring rod ensures that the result can be easily read at eye level even for the tallest patients.

Features: Measuring range 2" - 90" /
 6 - 230 cm / Graduation: ¼" / 1 mm
Telescopic Measuring Rod MPH07SH2





Our Best Selling Scale!



500 lb capacity!



Wheels & Height Rod Included

This is the Best Beam Scale on the Market

Precise, robust and convenient: both you and your patients will benefit from this new and improved physician scale. It features more precision due to the 0.1 lb graduation and a higher capacity of up to 500 lbs. A slip-resistant, heavy-duty, cast-iron base, eliminates the need for a mat. By merging the classic body design and white color with innovative features, we have created a superior product that offers long life and a 5-year warranty. Comes complete with height rod.

Features: Capacity: 500 lbs /
Graduations: 4 oz /
Dimensions: 61½"H x 20½"W x 20½"D /
Base Dimensions: 3¾" x 13¾" x 14¾"

The Classic Scale with Wheels
MPH07SP1W

Beam Scale with Hand Post Aids Patients

This beam scale features a height rod in inches and centimeters, wheels in back for easy transport and a handpost, which is an important aid for elderly or weak individuals. The platform cover is easily removed for cleaning. The die-cast beam can be easily read from either side.

Features: 400 lbs/Graduations: 4 oz
Platform: 10.5"D x 14.5"W x 3"H /
Height Rod: 30" – 78"

Beam Scale with Hand Post
MPH071125



1-800-MEDLINE

www.medline.com

©2007 Medline Industries, Inc. One Medline Place,
Mundelein, IL 60060 Medline is a registered trademark
of Medline Industries, Inc.
MKT207107/LIT281/5M/ZPN/2

Medline Canada 1-800-396-6996
www.medline.ca canada@medline.com
Not all products are currently available for sale in
Canada. Please contact your Account Representative
for additional information.